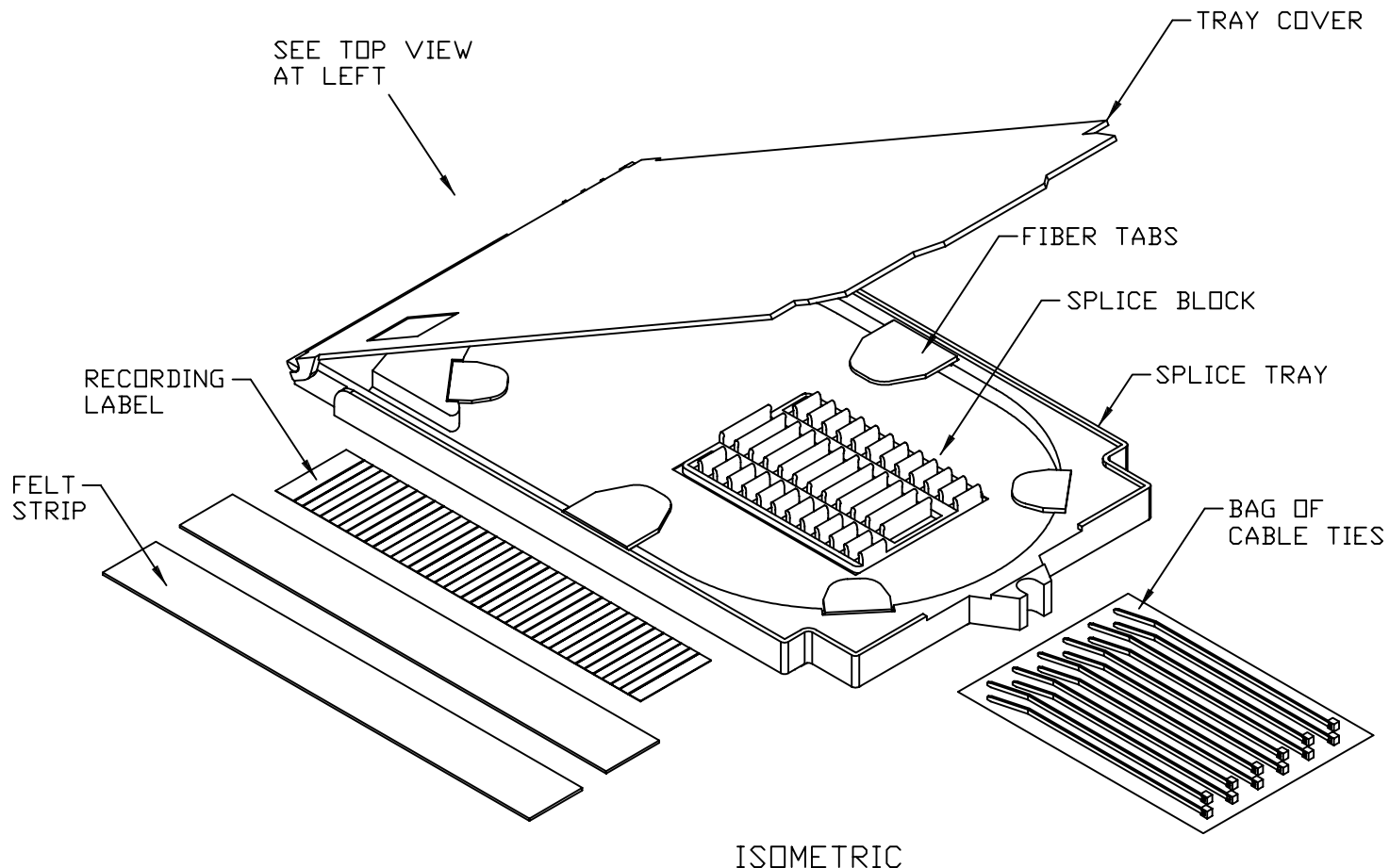
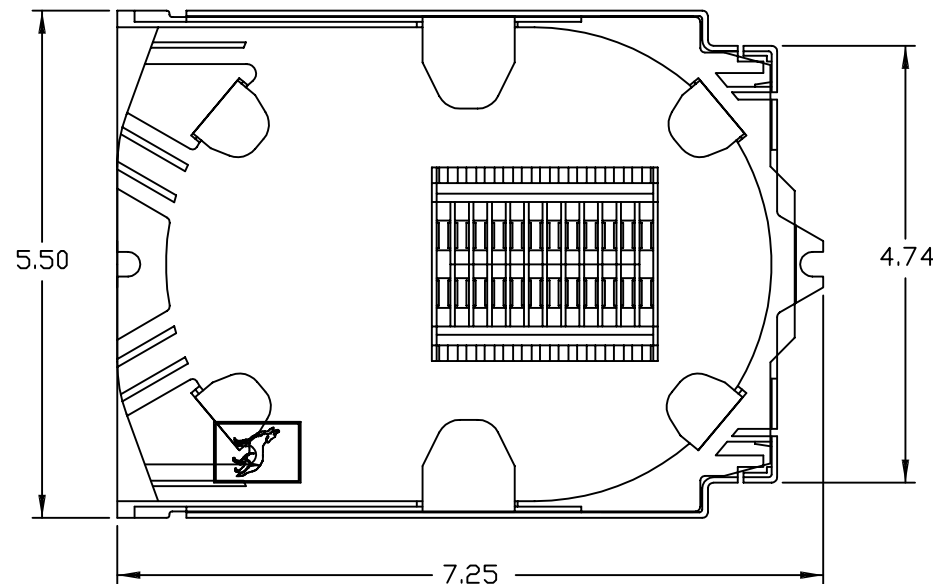


REVISIONS					
REV	SHT	DESCRIPTION	DATE	ECN	CHECKED
A	ALL	RELEASE NEW	7/30/01	NEW	RBS
B	-	UPDATED: DRAWING VIEWS	1/21/04	-	DAH



ISOMETRIC



TOP VIEW

NOTES: UNLESS OTHERWISE SPECIFIED.

- PART NUMBER INCLUDES ALL LABELED PARTS.
- SPLICE KIT IS PROVIDED WITH: 12 ea. CABLE TIES, 1 ea. ID LABELS, AND 2 ea. BLUE FELT STRIPS.


10419901	SPLICE TRAY, COYOTE, RUNT STYLE, W/SPLICE HOLDER
----------	--

OCC PART NO.	DESCRIPTION
--------------	-------------

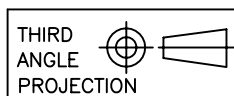
UNCONTROLLED COPY

UNLESS OTHERWISE SPECIFIED
DIMENSIONS ARE IN INCHES
TOLERANCES:
FRACTIONS $\pm 1/32"$
ANGLES $\pm 1/2"$
3 PLACE DECIMALS $\pm .005"$
2 PLACE DECIMALS $\pm .01"$

THIS DRAWING AND THE DESIGN SHOWN ARE THE
PROPERTY OF OPTICAL CABLE CORPORATION AND
MAY NOT BE USED AS THE BASIS FOR MANU-
FACTURE OR SALE WITHOUT SPECIFIC WRITTEN
PERMISSION OF OPTICAL CABLE CORPORATION.



5290 Concourse Drive
Roanoke, VA 24019
Phone: 800-622-7711
Fax: 540-265-0724
www.occfiber.com



THIRD ANGLE PROJECTION
CRITICAL DIMENSION CODE
F = FUNCTION
M = MATING
A = AUDIT

MATERIAL
SEE BILL OF MATERIAL
FINISH
AS PURCHASED

DRAWN BY	D.A.HOLBERT	DATE	7/30/01
CHECKED BY	R.B.SMITH	DATE	11/15/01
ENGINEER	J.YANIK	DATE	7/30/01
APPROVED	S.VAUGHN	DATE	11/15/01
PREVIOUS DWG			
NEXT DWG		FILENAME	C104199B.DWG

DWG TITLE	SPLICE TRAY KIT, COYOTE, "RUNT" STYLE, W/SPLICE HOLDER		
SIZE	B	DWG NO.	C104199
REV	B	SCALE	NONE
		SHEET	1 OF 1