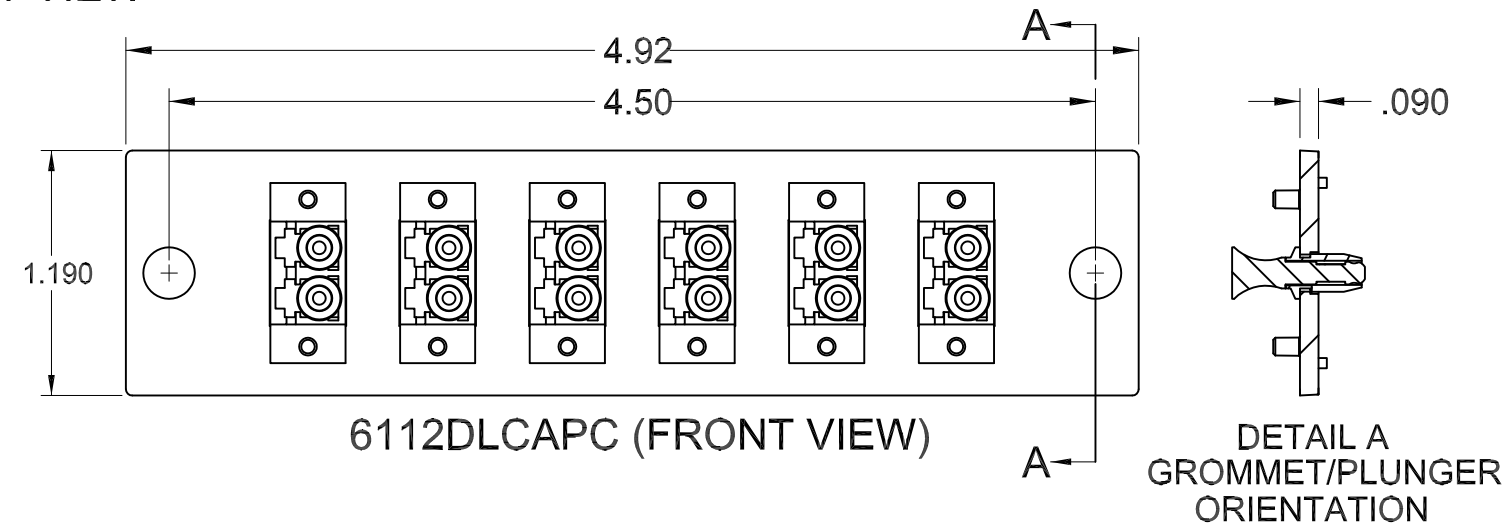
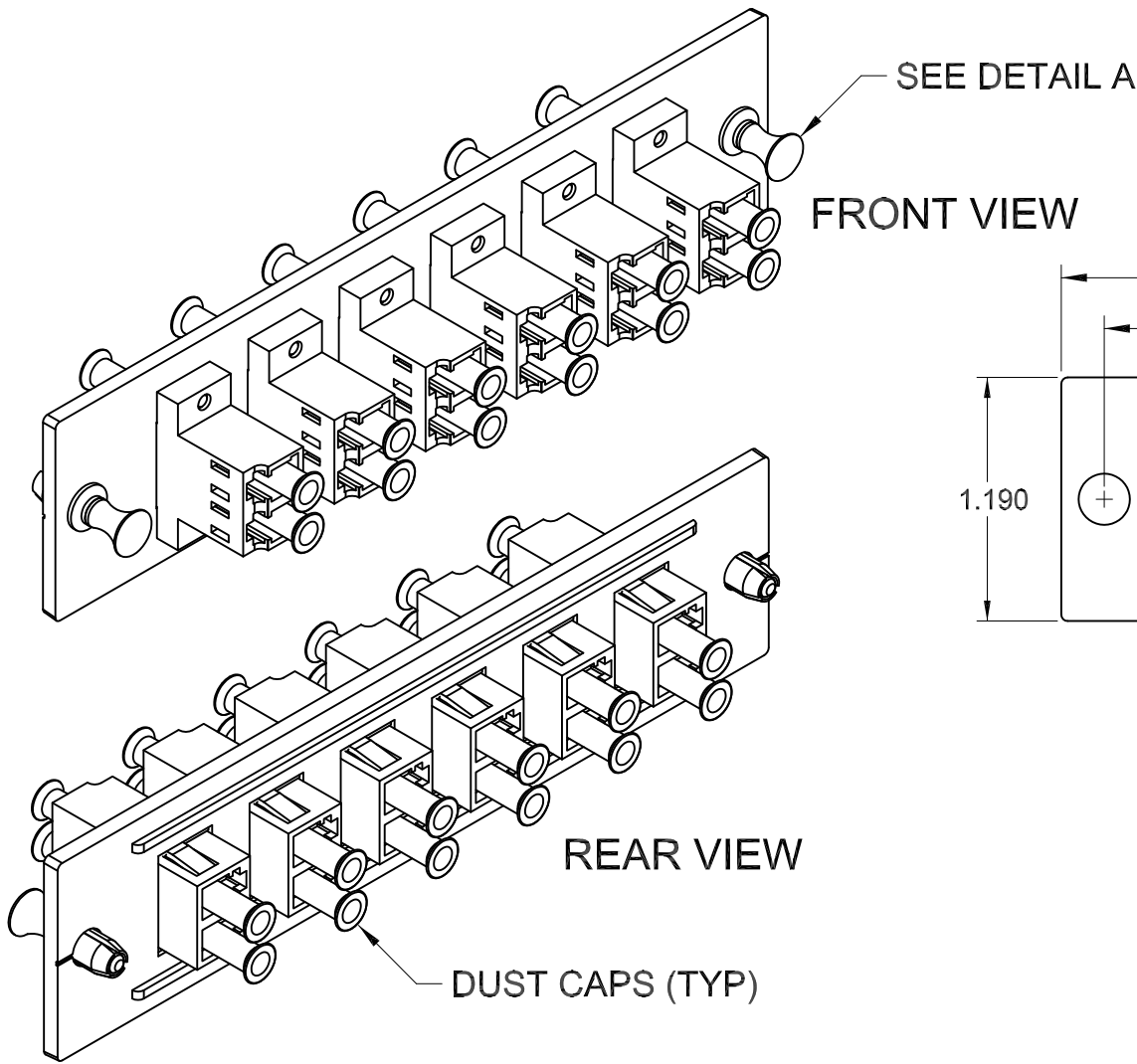


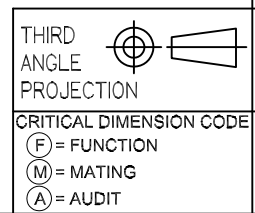
REVISION HISTORY					
REV	SHT	DESCRIPTION	DATE	ECN	CHECKED
A	ALL	RELEASE NEW	1/12/09	NEW	RBS
F	-	ADDED: MORE 12 PORT DUAL LC ADAPTER OPTIONS	1/26/12	-	RBS



6112DLCR	ADAPTER PLATE ASSY, DUAL LC X 6, RED, SM/MM, 12 PORT, OCC
6112DLCG	ADAPTER PLATE ASSY, DUAL LC X 6, GREEN, SM/MM, 12 PORT, OCC
6112DLCB	ADAPTER PLATE ASSY, DUAL LC X 6, BLUE, SM/MM, 12 PORT, OCC
6112SMDLC	ADAPTER PLATE ASSY, DUAL LC X 6, SM, 12 PORT, OCC
6112MMDLC	ADAPTER PLATE ASSY, DUAL LC X 6, MM, 12 PORT, OCC
6112DLC50Q	ADAPTER PLATE ASSY, DUAL LC X 6, 50µm OM4, 12 PORT, OCC
6112DLC50G	ADAPTER PLATE ASSY, DUAL LC X 6, 50µm OM3, 12 PORT, OCC
6112DLC	ADAPTER PLATE ASSY, DUAL LC X 6, SM/MM, 12 PORT, OCC
6112DLCAPC	ADAPTER PLATE ASSY, DUAL LCAPC X 6, SM, 12 PORT, OCC
OCC PART NO.	DESCRIPTION

NOTES: UNLESS OTHERWISE SPECIFIED.

- EACH FIBER ADAPTER KIT IS SUPPLIED WITH COMPONENTS SHOWN.
- ADAPTER SPECIFICATIONS (MULTIMODE) 50µm, 50µm OM3, 50µm OM4, 62.5µm
 INSERTION LOSS (AVERAGE): PHOSPHOR BRONZE SLEEVE: ≤ 0.3 dB MAX.
 SLEEVE/FERRULE WITHDRAWAL FORCE: 2.0N ~ 5.9N (200gf ~ 600gf)
- ADAPTER SPECIFICATIONS (SINGLEMODE)
 INSERTION LOSS (AVERAGE): ZIRCONIA CERAMIC SLEEVE: ≤ 0.2 dB MAX.
 SLEEVE/FERRULE WITHDRAWAL FORCE: 2.0N ~ 5.9N (200gf ~ 600gf)



UNCONTROLLED COPY	
UNLESS OTHERWISE SPECIFIED DIMENSIONS ARE IN INCHES. TOLERANCES: FRACTIONS ±1/32" ANGLES ±1/2° 3 PLACE DECIMALS ±.005" 2 PLACE DECIMALS ±.01"	THIS DRAWING AND THE DESIGN SHOWN ARE THE PROPERTY OF OPTICAL CABLE CORPORATION AND MAY NOT BE USED AS THE BASIS FOR MANUFACTURE OR SALE WITHOUT SPECIFIC WRITTEN PERMISSION OF OPTICAL CABLE CORPORATION.
MATERIAL SEE BILL OF MATERIAL	FINISH SEE NOTES
THIRD ANGLE PROJECTION	

5290 Concourse Drive
 Roanoke, VA 24019
 Phone: 800-622-7711
 Fax: 540-265-0724
 www.occfiber.com

DWG TITLE		CUSTOMER DRAWING, ADAPTER PLATE ASSEMBLY, DUAL LCX6, SM/MM, 12 PORT, OCC	
SIZE	DWG NO.	REV	
B	C109473	F	
SCALE:	NONE	SHEET	1 OF 1
FILENAME	C:109473F.DFT		