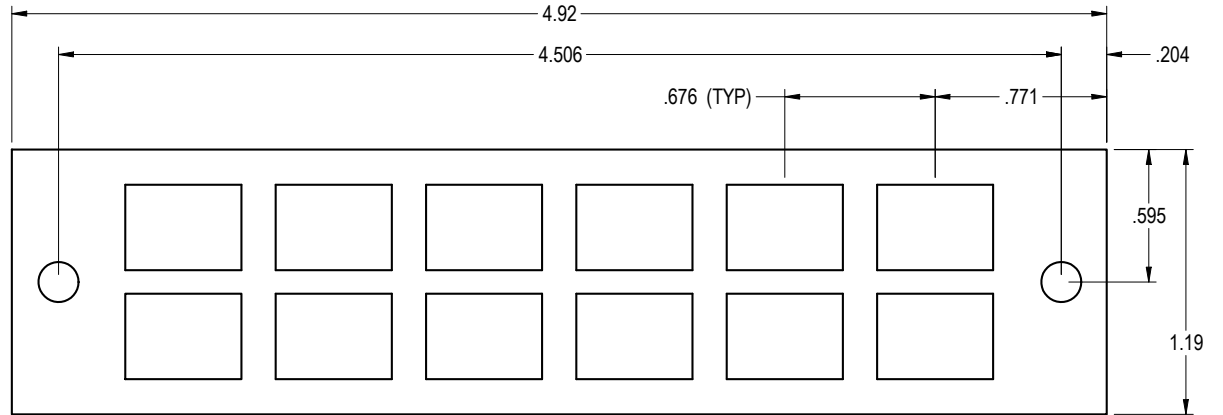
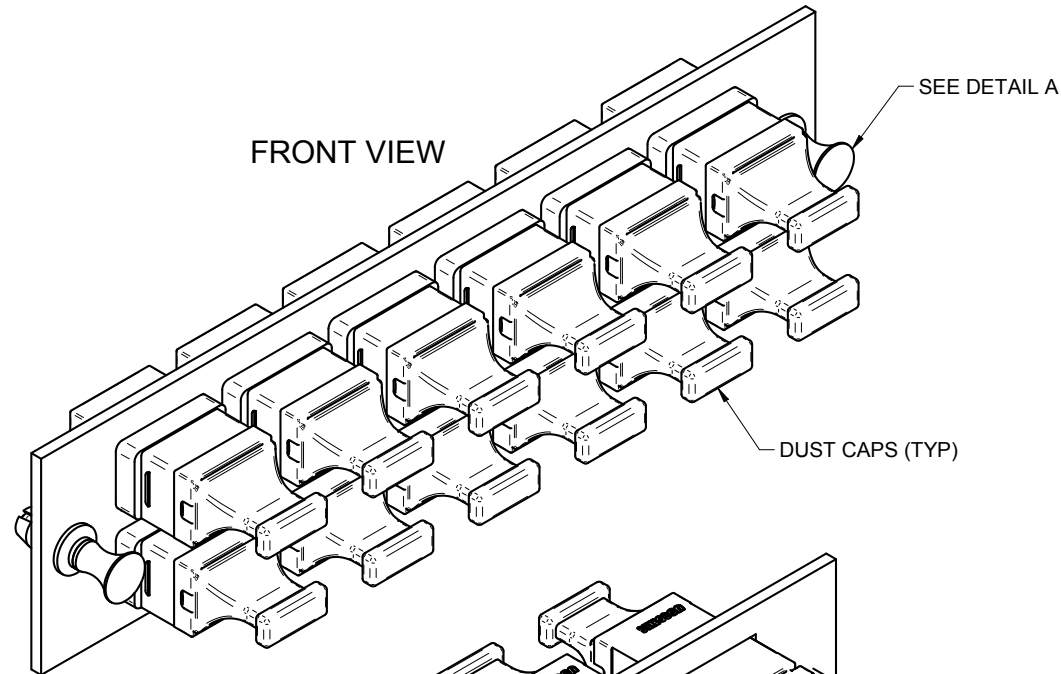
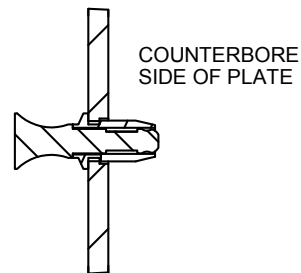


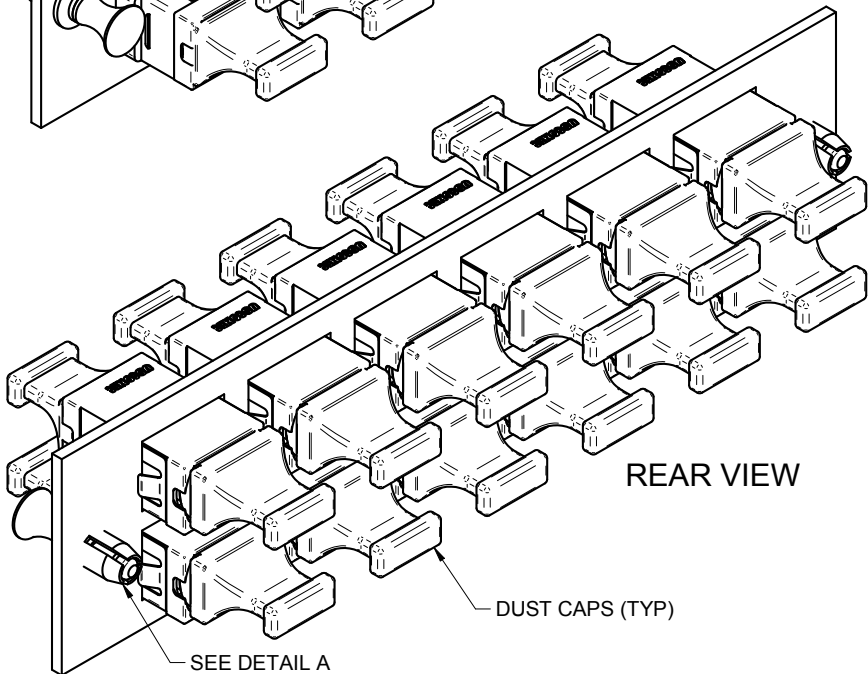
REVISION HISTORY				
REV	SHT	DESCRIPTION	DATE	CHECKED
A	ALL	RELEASE NEW	1/10/11	JH



ADAPTER PLATE (FOR CLARITY)



DETAIL A
GROMMET/PLUNGER
ORIENTATION



6112MT50G	ADAPTER PLATE ASSY, MTP, 12 PORT, 50µm 10 GIG
6112SMMT	ADAPTER PLATE ASSY, MTP, 12 PORT, SINGLEMODE
6112MMMT	ADAPTER PLATE ASSY, MTP, 12 PORT, MULTIMODE
OCC PART NO.	DESCRIPTION

UNLESS OTHERWISE SPECIFIED
DIMENSIONS ARE IN INCHES.
TOLERANCES: FRACTIONS ±1/32"
ANGLES ±1/2°
3 PLACE DECIMALS ±.005"
2 PLACE DECIMALS ±.01"

THIS DRAWING AND THE DESIGN SHOWN ARE THE
PROPERTY OF OPTICAL CABLE CORPORATION AND
MAY NOT BE USED AS THE BASIS FOR MANUFACTURE
OR SALE WITHOUT SPECIFIC WRITTEN PERMISSION
OF OPTICAL CABLE CORPORATION.



33 Superior Way
Swannanoa, NC 28778
Phone: 828-298-2260
Fax: 828-298-2487
www.occfiber.com

THIRD ANGLE PROJECTION

CRITICAL DIMENSION CODE
(F) = FUNCTION
(M) = MATING
(A) = AUDIT

MATERIAL
SEE BILL OF MATERIAL

FINISH
SEE NOTES

DRAWN	D.A.HOLBERT	DATE	1/10/11
CHECKED	R.B.SMITH	DATE	1/11/11
ENGINEER	J.YANIK	DATE	1/10/11
APPROVED	J.HOWE	DATE	1/11/11
PREVIOUS DWG			
NEXT DWG			

DWG TITLE			REV
ADAPTER PLATE ASSY, MTP, 12 PORT, SM/MM/10G			A
SIZE	DWG NO.	REV	
B	C110411	A	
SCALE:	NONE	SHEET	1 OF 1

UNCONTROLLED COPY