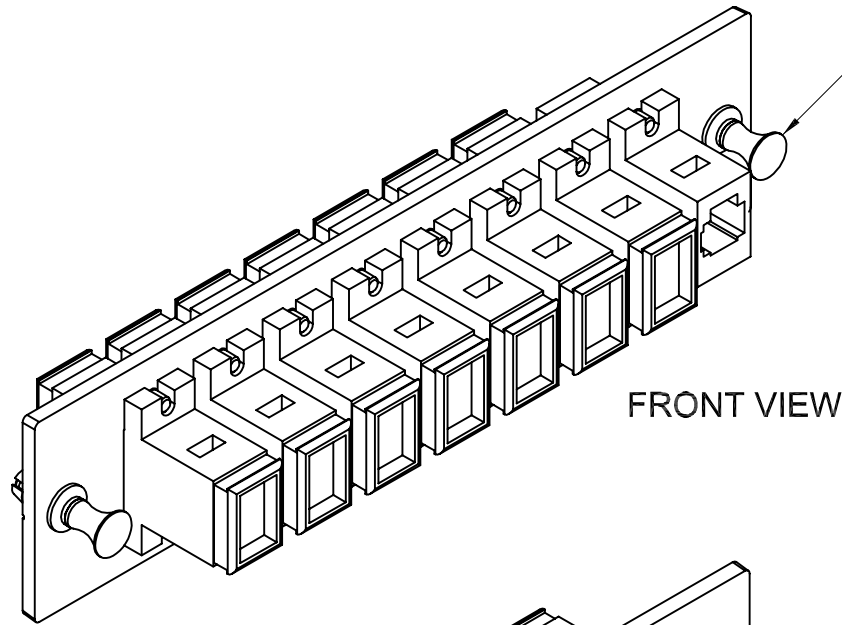
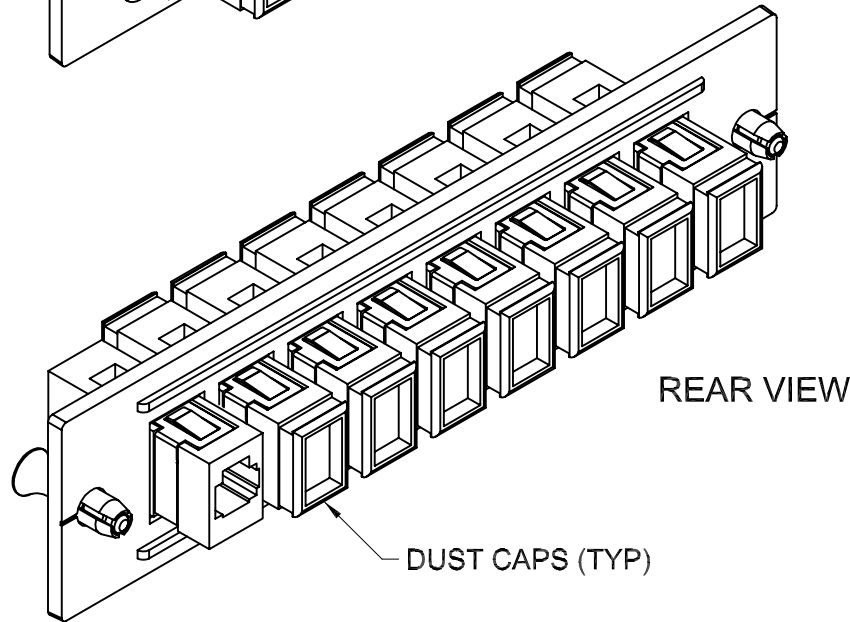


REVISION HISTORY					
REV	SHT	DESCRIPTION	DATE	ECN	CHECKED
A	ALL	RELEASE NEW	5/16/03	NEW	RBS
B	-	CHGD: PLATE FROM ALUMINUM TO GLASS FILLED PLASTIC	5/22/06	-	DAH



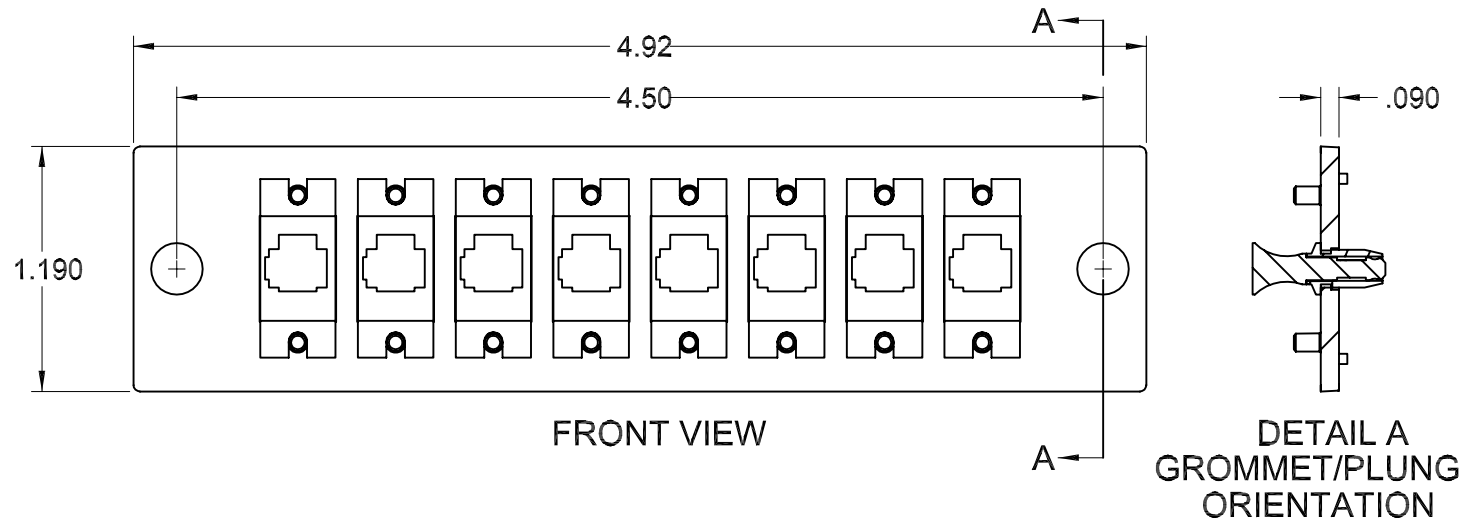
FRONT VIEW

SEE DETAIL A



REAR VIEW

DUST CAPS (TYP)



FRONT VIEW


DETAIL A  
GROMMET/PLUNGER  
ORIENTATION

818MMRJ	ADAPTER PLATE ASSY, MTRJ/SC, MM, 8 PORT, OCC
818SMRJ	ADAPTER PLATE ASSY, MTRJ/SC, SM, 8 PORT, OCC
OPTICAL PART NO.	DESCRIPTION

**UNCONTROLLED COPY**

UNLESS OTHERWISE SPECIFIED  
DIMENSIONS ARE IN INCHES.  
TOLERANCES: FRACTIONS ±1/32"  
ANGLES ±1/2°  
3 PLACE DECIMALS ±.005"  
2 PLACE DECIMALS ±.01"

THIS DRAWING AND THE DESIGN SHOWN ARE THE  
PROPERTY OF OPTICAL CABLE CORPORATION AND  
MAY NOT BE USED AS THE BASIS FOR MANU-  
FACTURE OR SALE WITHOUT SPECIFIC WRITTEN  
PERMISSION OF OPTICAL CABLE CORPORATION.



5290 Concourse Drive  
Roanoke, VA 24019  
Phone: 800-622-7711  
Fax: 540-265-0724  
www.occfiber.com

THIRD ANGLE PROJECTION

CRITICAL DIMENSION CODE  
 (F) = FUNCTION  
 (M) = MATING  
 (A) = AUDIT

MATERIAL	SEE BILL OF MATERIAL
FINISH	SEE BILL OF MATERIAL

DRAWN	D.A.HOLBERT	DATE	5/16/03
CHECKED	R.B.SMITH	DATE	5/19/03
ENGINEER	J.YANIK	DATE	5/16/03
APPROVED	R.B.SMITH	DATE	5/22/06
PREVIOUS DWG			
NEXT DWG		FILENAME	C106473B.DFT

DWG TITLE				CUSTOMER DRAWING, ADAPTER PLATE ASSY, MM, MTRJ, SC FOOTPRINT, OCC	
SIZE	B	DWG NO.	C106473	REV	B
SCALE:	NONE	SHEET	1 OF 1		