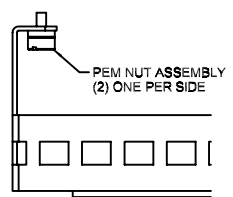
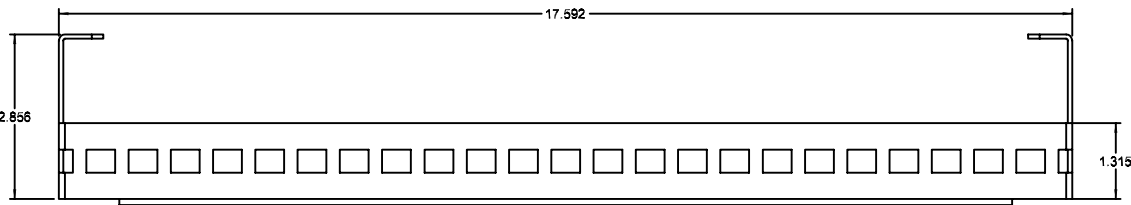


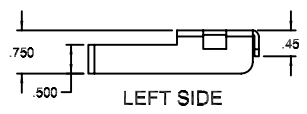
REVISION HISTORY				
REV	DATE	BY	CHKD	DESCRIPTION
A	9/11/02	RBS	NEW	RELEASE NEW



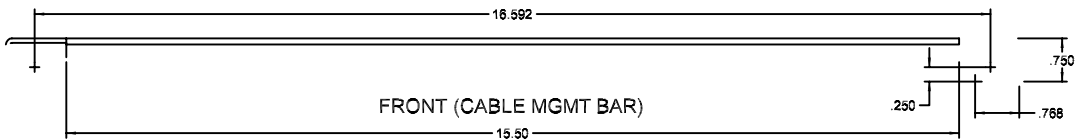
ASSEMBLY DETAIL



TOP (CABLE MGMT BAR)



LEFT SIDE

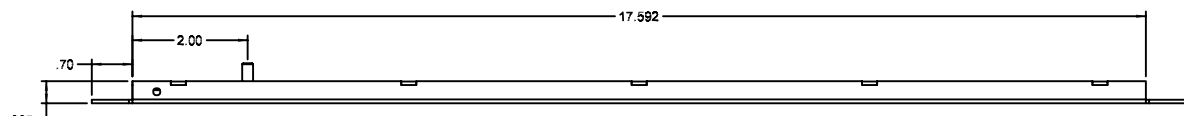


FRONT (CABLE MGMT BAR)

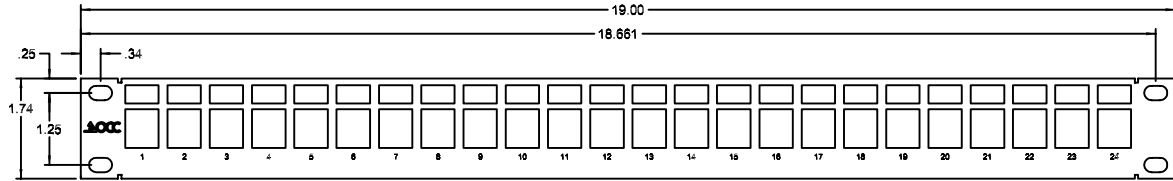
SPECIFICATIONS

FEATURES / MATERIALS:


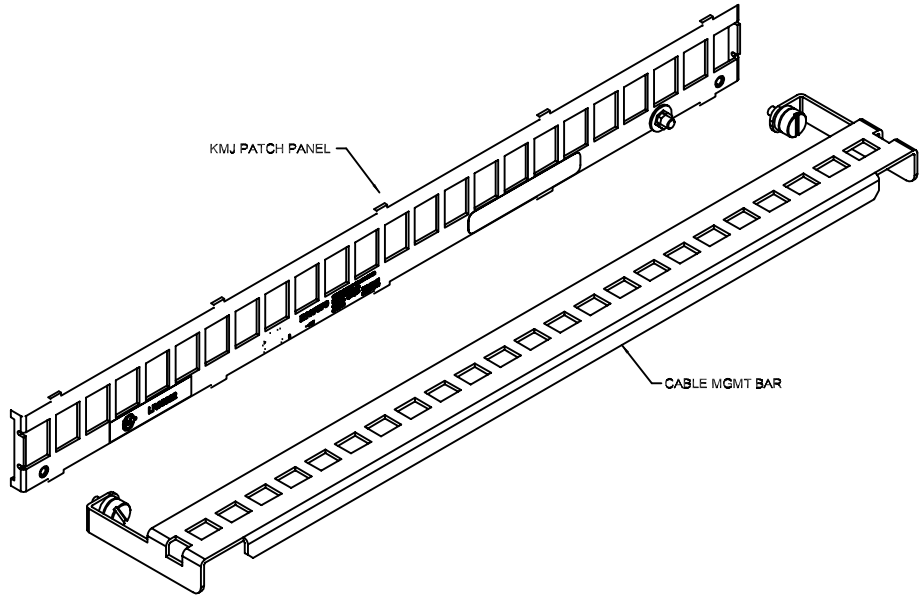
- PROVIDES GROUNDED CAPABILITY FOR SHIELDED JACKS.
- METAL SHEETS: CORROSION RESISTANT STEELS OFFER BETTER MAGNETIC FIELD INTERFERENCE SHIELDING AS ELECTRIC FIELD SHIELDING. 1.60mm THICK, IVORY OR BLACK METAL PAINT.
- CONSTRUCTED OF EXTRUDED AIRCRAFT GRADE ALUMINUM OR COLD ROLLED STEEL.
- WRITABLE AND ERASABLE MARKING SURFACE FOR EACH PORT ON THE FRONT PANEL.
- ACCEPTS KMJ SHIELDED JACKS.
- GROUND WIRE: 16 AWG WITH TERMINALS, 450mm
- UL LISTED, AND CSA CERTIFIED.



TOP (PATCH PANEL)



FRONT (PATCH PANEL)



GROUND LUG DETAIL

AK24STP	PATCH PANEL, SHIELDED, KMJ, 24 PORT
OCC PART NO.	DESCRIPTION
UNCONTROLLED COPY	
<small>UNLESS OTHERWISE SPECIFIED DIMENSIONS ARE IN INCHES TOLERANCES: FRACTIONS ±1/32 ANGLES ±1/2° 3 PLACE DECIMALS ±.005" 2 PLACE DECIMALS ±.01"</small>	
<small>THIS DRAWING AND THE DESIGN SHOWN ARE THE PROPERTY OF OPTICAL CABLE CORPORATION AND MAY NOT BE USED AS THE BASIS FOR MANUFACTURE OR SALE WITHOUT SPECIFIC WRITTEN PERMISSION OF OPTICAL CABLE CORPORATION.</small>	
DRAWN: D.A.HOLBERT	DATE: 9/11/02
CHECKED: R.B.SMITH	DATE: 9/13/02
ENGINEER: J.YANIK	DATE: 9/11/02
APPROVED: D.INGLE	DATE: 11/28/06
PREVIOUS DWG	
NEXT DWG	
MATERIAL: SEE BILL OF MATERIAL	FINISH: SEE NOTES
<small>CRITICAL DIMENSION CODE: C = FUNCTION M = MATING A = AUDIT</small>	
<small>5290 Concourse Drive Roanoke, VA 24019 Phone: 800-822-7711 Fax: 540-265-0724 www.occfiber.com</small>	
DWG TITLE: CUSTOMER DRAWING, PATCH PANEL ASSEMBLY, KMJ, SHIELDED, 24 PORT	
SIZE: C	DWG NO: C105170
SCALE: NONE	SHEET: 1 OF 1
REV: B	