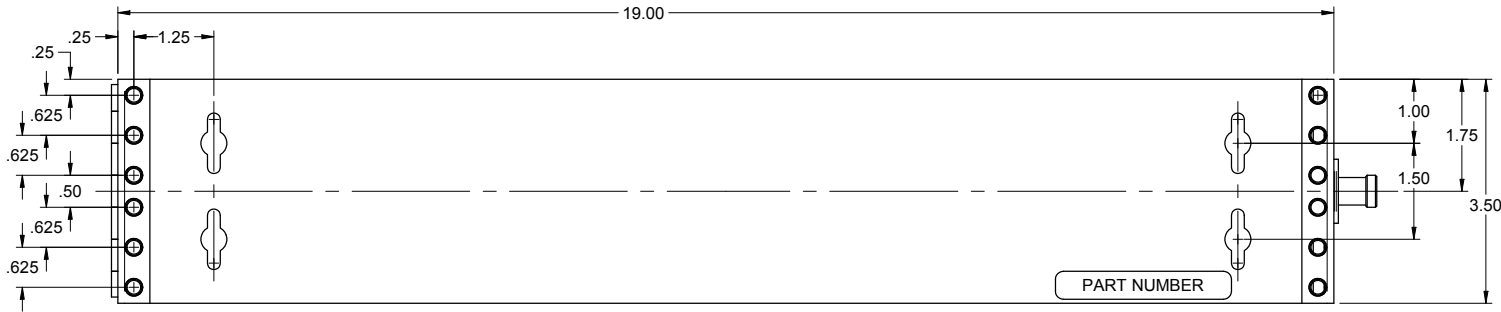


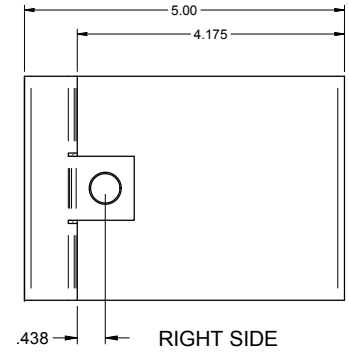
NOTES: UNLESS OTHERWISE SPECIFIED.

- SUPPLIED WITH ONE HARDWARE KIT THAT INCLUDES: (4) #10 WOOD SCREWS and (6) CABLE TIES.

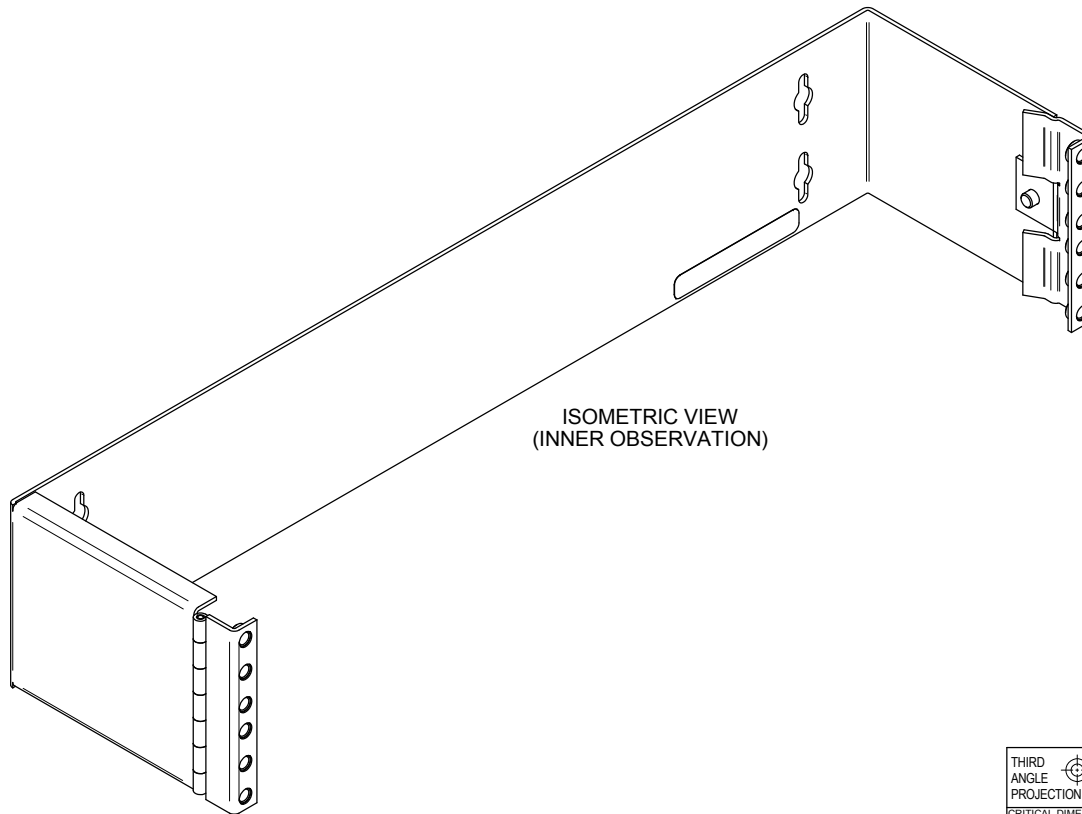
"OPTICAL CABLE CORPORATION (OCC)
RESERVES THE RIGHT TO REVISE ANY
AND ALL DESIGN SPECIFICATIONS."
UNCONTROLLED COPY



FRONT VIEW
(INNER OBSERVATION)



RIGHT SIDE



ISOMETRIC VIEW
(INNER OBSERVATION)

WMB3519		BRACKET, WALL MOUNT, 3.5", OCC																									
OPTICAL PART NO.		DESCRIPTION																									
UNCONTROLLED COPY																											
UNLESS OTHERWISE SPECIFIED, DIMENSIONS ARE IN INCHES. TOLERANCES: FRACTIONS ±1/32" ANGLES ±1/2° 3 PLACE DECIMALS ±.005" 2 PLACE DECIMALS ±.01"		THIS DRAWING AND THE DESIGN SHOWN ARE THE PROPERTY OF OPTICAL CABLE CORPORATION AND MAY NOT BE USED AS THE BASIS FOR MANUFACTURE OR SALE WITHOUT SPECIFIC WRITTEN PERMISSION OF OPTICAL CABLE CORPORATION.																									
MATERIAL CRS 14 GAGE (.074 THICKNESS)		FINISH PAINTED BLACK PER OCC SPEC 10002501	<table border="1"> <tr> <td colspan="2">DRAWN D.A.HOLBERT</td> <td>DATE 12/13/02</td> </tr> <tr> <td>CHECKED J.HOWE</td> <td>DATE 6/17/08</td> <td></td> </tr> <tr> <td>ENGINEER J.YANIK</td> <td>DATE 12/13/02</td> <td></td> </tr> <tr> <td>APPROVED J.CALLOWAY</td> <td>DATE 1/19/22</td> <td></td> </tr> <tr> <td>PREVIOUS DWG</td> <td></td> <td></td> </tr> <tr> <td>NEXT DWG</td> <td></td> <td></td> </tr> </table>	DRAWN D.A.HOLBERT		DATE 12/13/02	CHECKED J.HOWE	DATE 6/17/08		ENGINEER J.YANIK	DATE 12/13/02		APPROVED J.CALLOWAY	DATE 1/19/22		PREVIOUS DWG			NEXT DWG								
DRAWN D.A.HOLBERT		DATE 12/13/02																									
CHECKED J.HOWE	DATE 6/17/08																										
ENGINEER J.YANIK	DATE 12/13/02																										
APPROVED J.CALLOWAY	DATE 1/19/22																										
PREVIOUS DWG																											
NEXT DWG																											
<table border="1"> <tr> <td>THIRD ANGLE PROJECTION</td> <td></td> </tr> <tr> <td>CRITICAL DIMENSION CODE</td> <td></td> </tr> <tr> <td>(F) = FUNCTION</td> <td></td> </tr> <tr> <td>(M) = MATING</td> <td></td> </tr> <tr> <td>(A) = AUDIT</td> <td></td> </tr> </table>		THIRD ANGLE PROJECTION		CRITICAL DIMENSION CODE		(F) = FUNCTION		(M) = MATING		(A) = AUDIT		<table border="1"> <tr> <td colspan="2" style="text-align: center;">PROPRIETARY & CONFIDENTIAL</td> </tr> <tr> <td colspan="2" style="text-align: center;"></td> </tr> <tr> <td colspan="2">33 Superior Way Swannanoa, NC 28778 Phone: 828-298-2260 Fax: 828-298-2487 www.occfiber.com</td> </tr> <tr> <td colspan="2" style="text-align: center;">CUSTOMER DRAWING</td> </tr> <tr> <td colspan="2" style="text-align: center;">ASSY, BRACKET, WALL MNT, 3.5"</td> </tr> <tr> <td>SIZE C</td> <td>DWG NO. C105097</td> </tr> <tr> <td>REV H</td> <td></td> </tr> </table>		PROPRIETARY & CONFIDENTIAL				33 Superior Way Swannanoa, NC 28778 Phone: 828-298-2260 Fax: 828-298-2487 www.occfiber.com		CUSTOMER DRAWING		ASSY, BRACKET, WALL MNT, 3.5"		SIZE C	DWG NO. C105097	REV H	
THIRD ANGLE PROJECTION																											
CRITICAL DIMENSION CODE																											
(F) = FUNCTION																											
(M) = MATING																											
(A) = AUDIT																											
PROPRIETARY & CONFIDENTIAL																											
33 Superior Way Swannanoa, NC 28778 Phone: 828-298-2260 Fax: 828-298-2487 www.occfiber.com																											
CUSTOMER DRAWING																											
ASSY, BRACKET, WALL MNT, 3.5"																											
SIZE C	DWG NO. C105097																										
REV H																											
FILENAME C105097H.dft		SCALE: NONE	SHEET 1 OF 1																								

*** SUPERCEDES PREVIOUS REVISION H ***