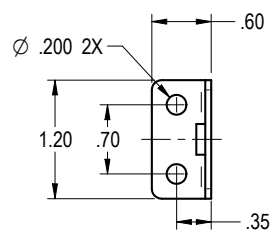
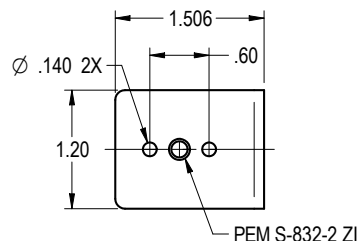


REVISION HISTORY				
REV	SHT	DESCRIPTION	DATE	CHECKED
A	ALL	RELEASE NEW	10/21/13	JY

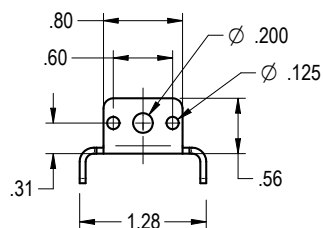
"OPTICAL CABLE CORPORATION (OCC)  
RESERVES THE RIGHT TO REVISE ANY  
AND ALL DESIGN SPECIFICATIONS."



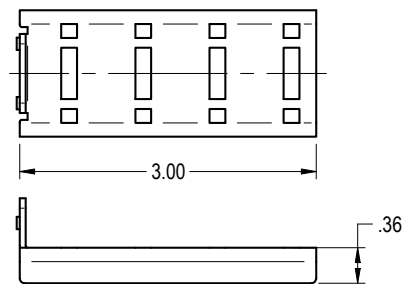
**MOUNTING  
BRACKET**



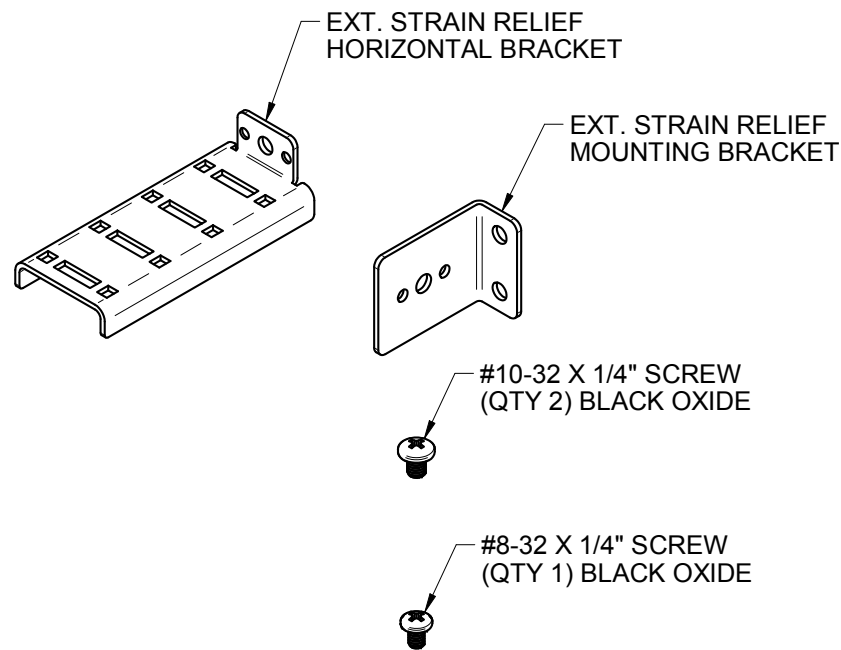
**(RIGHT SIDE)**



**STRAIN RELIEF  
BRACKET**




**(RIGHT SIDE)**



NOTES: UNLESS OTHERWISE SPECIFIED.  
1. INCLUDES SUPPLIED HARDWARE, AS SHOWN.

**UNCONTROLLED COPY**

THIRD ANGLE PROJECTION	
CRITICAL DIMENSION CODE	(F) = FUNCTION (M) = MATING (A) = AUDIT

<b>FOCBKTB</b>	<b>KIT, EXTERNAL STRAIN RELIEF, HORIZONTAL ENTRY, BLACK</b>		
<b>OCC PART NO.</b>	<b>DESCRIPTION</b>		
UNLESS OTHERWISE SPECIFIED DIMENSIONS ARE IN INCHES. TOLERANCES: FRACTIONS ±1/32" ANGLES ±1/2° 3 PLACE DECIMALS ±.005" 2 PLACE DECIMALS ±.01"	THIS DRAWING AND THE DESIGN SHOWN ARE THE PROPERTY OF OPTICAL CABLE CORPORATION AND MAY NOT BE USED AS THE BASIS FOR MANUFACTURE OR SALE WITHOUT SPECIFIC WRITTEN PERMISSION OF OPTICAL CABLE CORPORATION.		 33 Superior Way Swannanoa, NC 28778 Phone: 828-298-2260 Fax: 828-298-2487 www.occfiber.com
MATERIAL SEE BILL OF MATERIAL	DRAWN D.A.HOLBERT	DATE 10/21/13	<b>DWG TITLE</b> <b>KIT, EXTERNAL BRACKET,          STRAIN RELIEF, HORIZ. ENTRY</b>
FINISH SEE NOTES	CHECKED S.PORACH	DATE 10/22/13	
	ENGINEER J.YANIK	DATE 10/21/13	
	APPROVED J.HOWE	DATE 10/22/13	
PREVIOUS DWG	SIZE B	DWG NO. <b>C111669</b>	REV A
NEXT DWG	FILENAME C111669A.dft	SCALE: 1:1.5	SHEET 1 OF 1