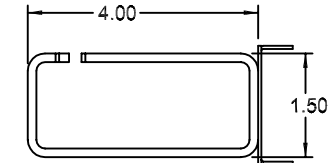

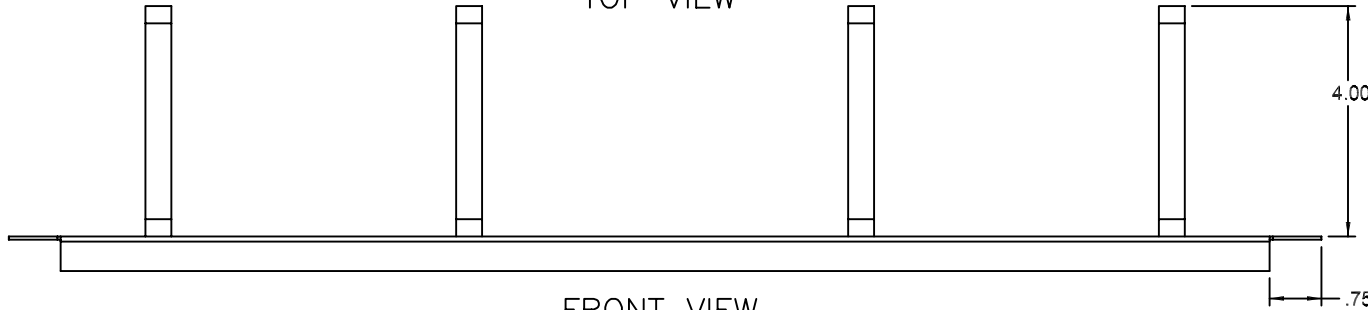


Cable Organizer

REV		SHT		REVISIONS		DATE	ECN	CHECKED
A	ALL	RELEASE	NEW			11/5/10	NEW	RBS

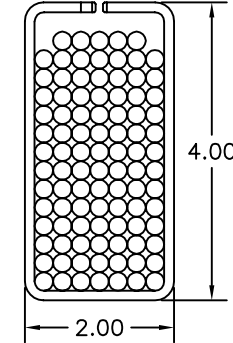


TOP VIEW



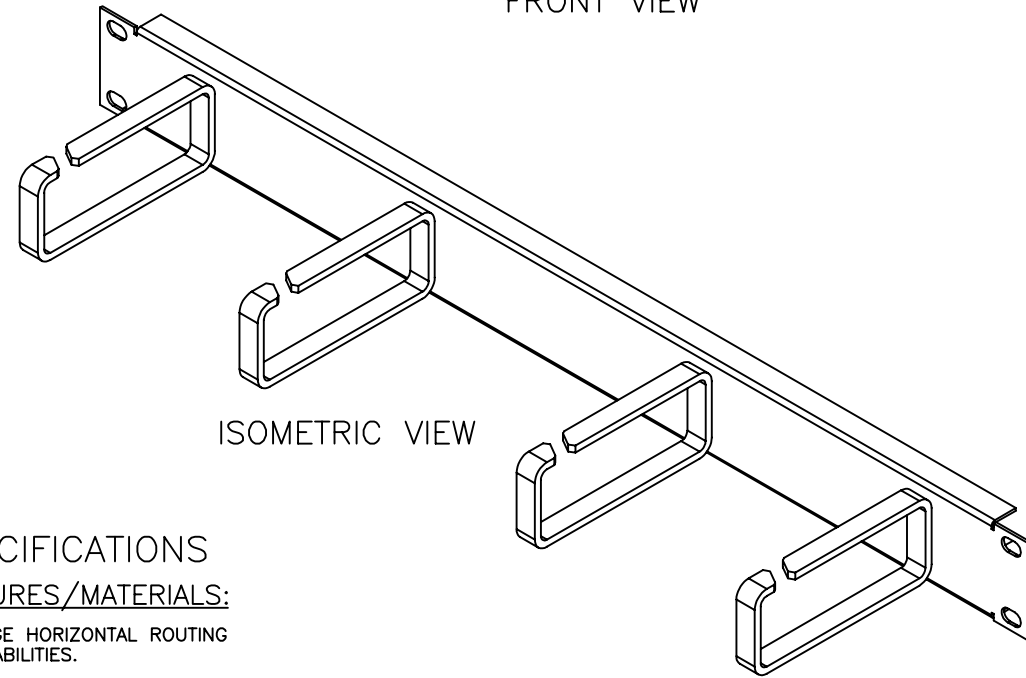
FRONT VIEW

MAXIMUM RING CABLE CAPACITY



MAXIMUM OPTIMUM OF 96 FOUR-PAIR CABLES (.25" OD) CAN FIT IN A STANDARD VERTICAL PATH WHILE MAINTAINING PROPER ADMINISTRATION FACILITY.

.25" OUTSIDE DIAMETER IS A GOOD WORST CASE ESTIMATE FOR DETERMINING 4-PAIR CABLE VOLUME REQUIREMENTS.



ISOMETRIC VIEW


SPECIFICATIONS

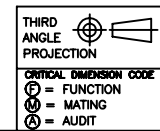
FEATURES/MATERIALS:

- LARGE HORIZONTAL ROUTING CAPABILITIES.
- NORMALLY PLACED AT TOP, MIDDLE, AND BOTTOM OF RACK.
- EXCELLENT WHERE LARGE CABLE PATHS ARE REQUIRED.
- CABLE ORGANIZER IS STEEL CONSTRUCTION PAINTED BLACK.

CO1719H	ORGANIZER, CABLE, SINGLE, 1.75" X 19.00"
OCC PART NO.	DESCRIPTION

UNCONTROLLED COPY

UNLESS OTHERWISE SPECIFIED DIMENSIONS ARE IN INCHES. TOLERANCES: FRACTIONS ±1/32" ANGLES ±1/2° 3 PLACE DECIMALS ±.005" 2 PLACE DECIMALS ±.01"		THIS DRAWING AND THE DESIGN SHOWN ARE THE PROPERTY OF OPTICAL CABLE CORPORATION AND MAY NOT BE USED AS THE BASIS FOR MANUFACTURE OR SALE WITHOUT SPECIFIC WRITTEN PERMISSION OF OPTICAL CABLE CORPORATION.		 5290 Concourse Drive Roanoke, VA 24019 Phone: 800-622-7711 Fax: 540-266-0724 www.occfiber.com
DRAWN BY D.A.HOLBERT	DATE 11/5/10	DWG TITLE	CABLE ORGANIZER, HIGH CAPACITY, 1.75"x19.00"	
CHECKED BY R.B.SMITH	DATE 11/5/10	SIZE	C	
ENGINEER J.YANIK	DATE 11/5/10	DWG NO.	C110433	
APPROVED H.JOHNSON	DATE 11/5/10	REV	A	
PREVIOUS DWG	FILENAME C110433A.DWG	SCALE	NONE	
NEXT DWG	SHEET	1 OF 1		



CRITICAL DIMENSION CODE	FINISH NOTES
F = FUNCTION	
M = MATING	
A = AUDIT	