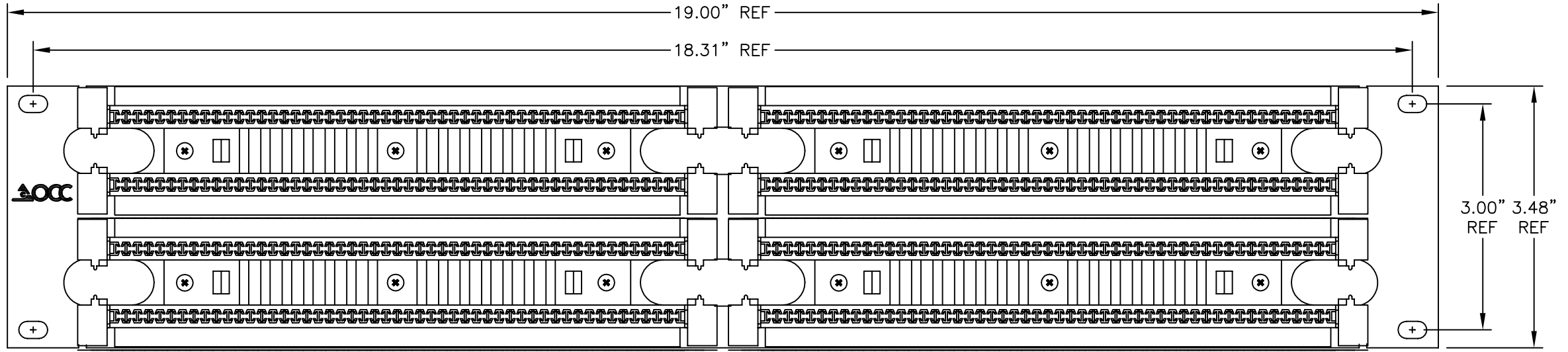
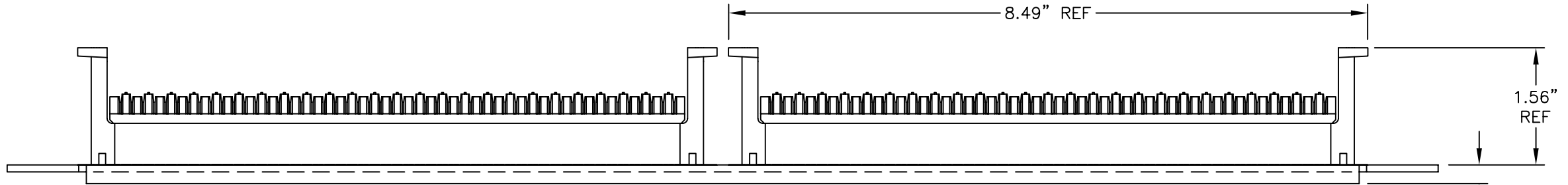


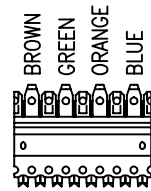
REV		SHT	DESCRIPTION	DATE	ECN	CHECKED
A	ALL	RELEASE	NEW	4/11/02	NEW	RBS



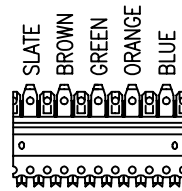
TOP VIEW



FRONT VIEW
DCC200/110EFSRK SHOWN



C4 CONNECTOR
45 QUANTITY




C5 CONNECTOR
8 QUANTITY



CRITICAL DIMENSION CODE
 (F) = FUNCTION
 (M) = MATING
 (A) = AUDIT

DCC200/110EFSRK OCC PART NO.		BLOCK, 110EFS, 200 PR, RM, CAT5E, W/O LEGS DESCRIPTION	
UNCONTROLLED COPY			
UNLESS OTHERWISE SPECIFIED DIMENSIONS ARE IN INCHES TOLERANCES: FRACTIONS ±1/32" ANGLES ±1/2" 3 PLACE DECIMALS ±.005" 2 PLACE DECIMALS ±.01"		THIS DRAWING AND THE DESIGN SHOWN ARE THE PROPERTY OF OPTICAL CABLE CORPORATION AND MAY NOT BE USED AS THE BASIS FOR MANU- FACTURE OR SALE WITHOUT SPECIFIC WRITTEN PERMISSION OF OPTICAL CABLE CORPORATION.	
DRAWN BY	D.A.HOLBERT	DATE	4/11/02
CHECKED BY	R.B.SMITH	DATE	4/22/02
ENGINEER	J.YANIK	DATE	4/11/02
APPROVED	H.JOHNSON	DATE	11/2/10
PREVIOUS DWG		SIZE	B
NEXT DWG	FILENAME C105282A.DWG	SCALE	NONE
MATERIAL PANEL: CRS, 16 GAGE TROUGH: POLYCARBONATE UL LISTED RATING 94V-0		DWG TITLE PATCH PANEL ASSEMBLY, W/BLOCK, CAT5E, SMP, DCC200/110EFSRK	
FINISH PANEL: POWDER COAT PAINTED BLACK		DWG NO.	C105282
		REV	A
		SHEET	1 OF 1



5290 Concourse Drive
Roanoke, VA 24019
Phone: 800-622-7711
Fax: 540-265-0724
www.occfiber.com