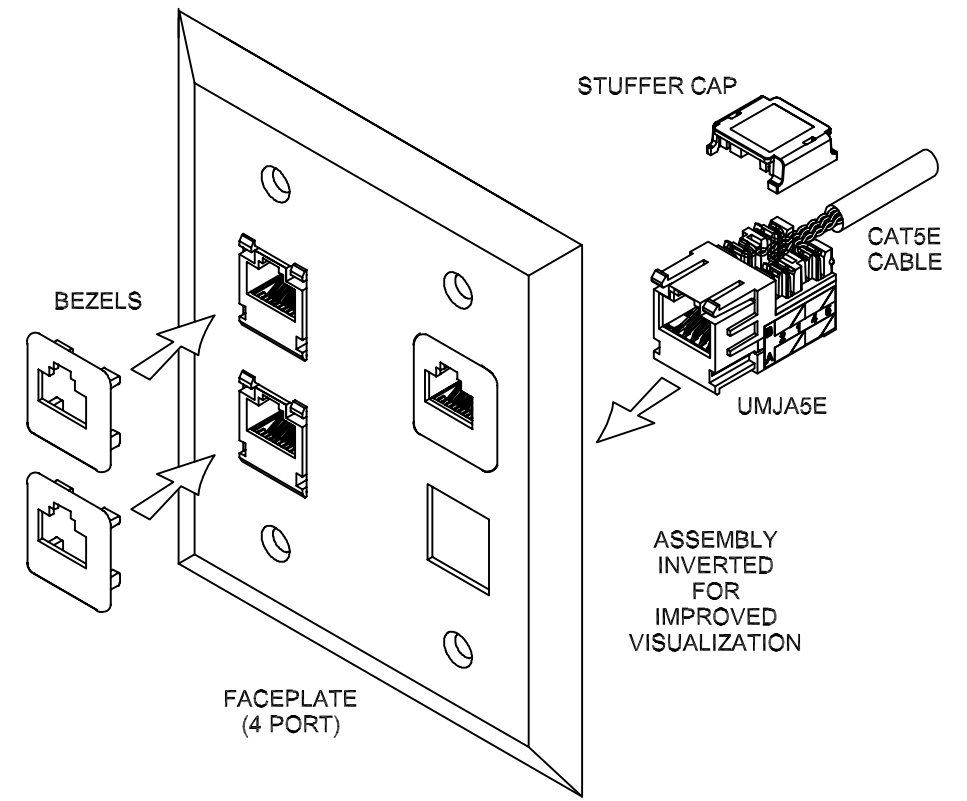
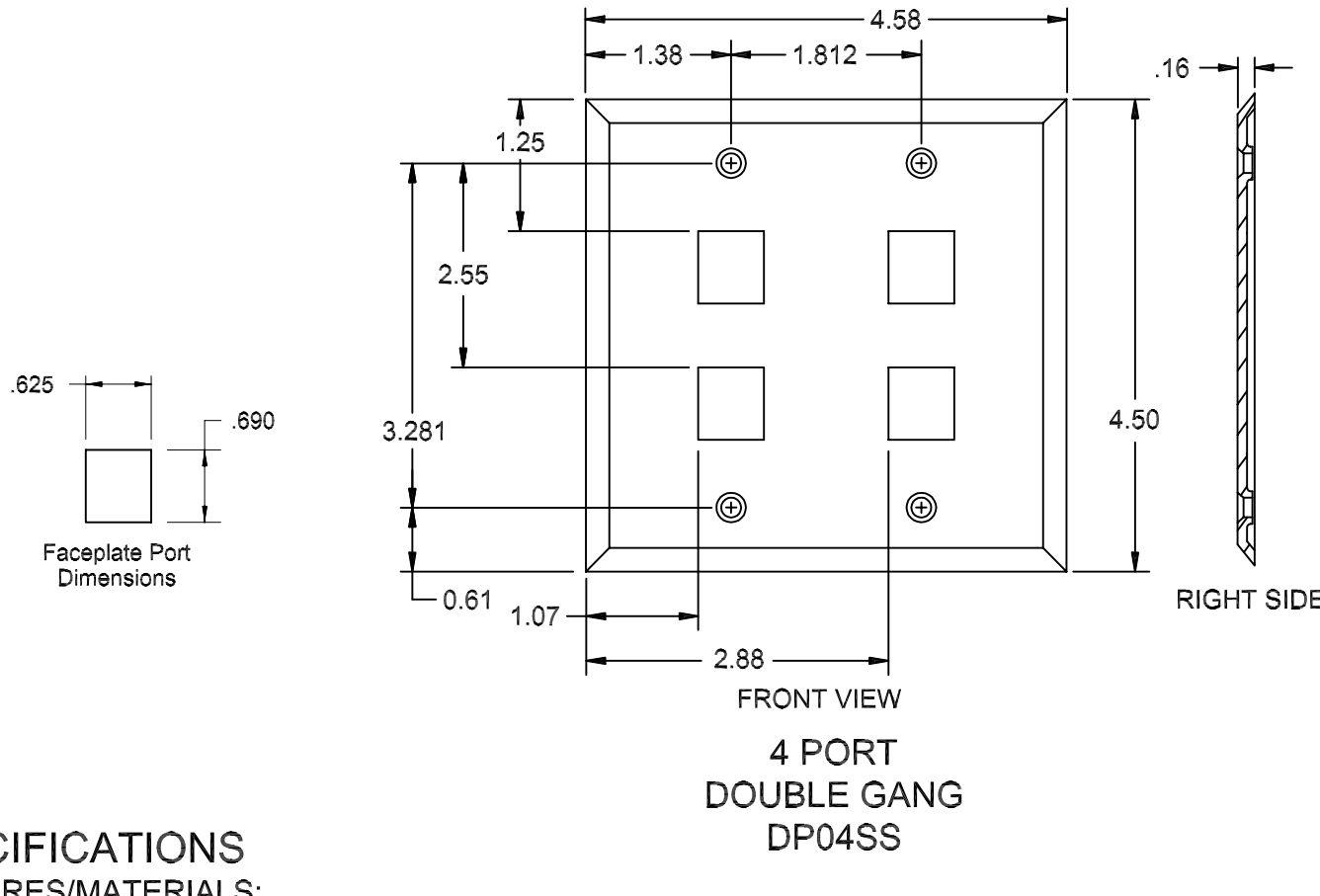


REVISION HISTORY					
REV	SHT	DESCRIPTION	DATE	ECN	CHECKED
A	ALL	RELEASE NEW	8/29/01	NEW	RBS
B	-	ADDED: SPECIFICATION NOTES	6/24/04	-	RBS
C	-	ADDED: GENERAL NOTES	3/15/05	-	RBS
D	-	ADDED: RIGHT SIDE VIEW	5/11/05	-	JH



## SPECIFICATIONS

### FEATURES/MATERIALS:

FOUR PORT DOUBLE GANG FACEPLATES PROVIDE A COST-EFFECTIVE MOUNTING FOR UMJ JACKS AND MULTI-APPLICATION ADAPTERS.

### CODE & COMPLIANCE:

UL LISTED.

NOTES: UNLESS OTHERWISE SPECIFIED.


- EACH FACEPLATE ASSEMBLY IS SUPPLIED WITH A HARDWARE KIT CONSISTING OF (QTY 4 each) SCREW #6-32 X 1" STAINLESS STEEL.
- UMJ JACK ASSEMBLY(S) WITH STUFFER CAP AND BEZEL ARE SOLD SEPERATELY FROM FACEPLATE ASSEMBLY.

DP04SS	FACEPLATE, DOUBLE-GANG, SMOOTH, UMJ, 4 PORT, STAINLESS STEEL
OCC PART NO.	DESCRIPTION

### UNCONTROLLED COPY

UNLESS OTHERWISE SPECIFIED DIMENSIONS ARE IN INCHES.  
TOLERANCES: FRACTIONS ±1/32"  
ANGLES ±1/2°  
3 PLACE DECIMALS ±.005"  
2 PLACE DECIMALS ±.01"

THIS DRAWING AND THE DESIGN SHOWN ARE THE PROPERTY OF OPTICAL CABLE CORPORATION AND MAY NOT BE USED AS THE BASIS FOR MANUFACTURE OR SALE WITHOUT SPECIFIC WRITTEN PERMISSION OF OPTICAL CABLE CORPORATION.



5290 Concourse Drive  
Roanoke, VA 24019  
Phone: 800-622-7711  
Fax: 540-265-0724  
www.occfiber.com

THIRD ANGLE PROJECTION	
CRITICAL DIMENSION CODE	(F) = FUNCTION (M) = MATING (A) = AUDIT

MATERIAL	20 GAGE STAINLESS STEEL
FINISH	SMOOTH SEE NOTES

DRAWN	D.A.HOLBERT	DATE	8/29/01
CHECKED	R.B.SMITH	DATE	3/22/05
ENGINEER	J.YANIK	DATE	8/29/01
APPROVED	J.HOWE	DATE	5/11/05
PREVIOUS DWG			
NEXT DWG			

DWG TITLE				CUSTOMER DRAWING, FACEPLATE, UMJ x 4 PORT, DOUBLE GANG, SMOOTH	
SIZE	B	DWG NO.	C104964	REV	D
SCALE:	NONE	SHEET	1 OF 1		

UNCONTROLLED COPY