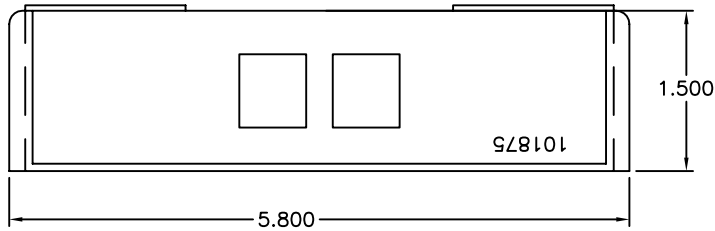
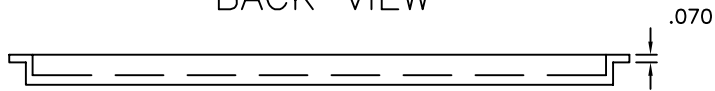


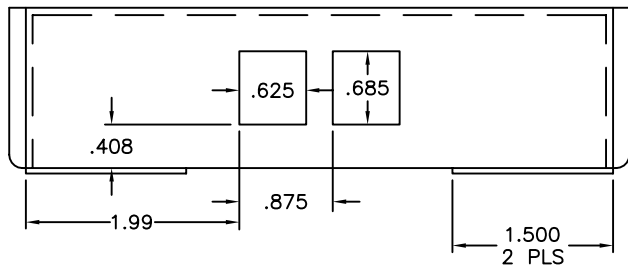
REVISIONS				
REV	SHT	DESCRIPTION	DATE	CHECKED
A	ALL	RELEASE NEW	6/30/02	RBS



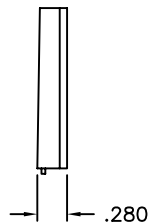
BACK VIEW



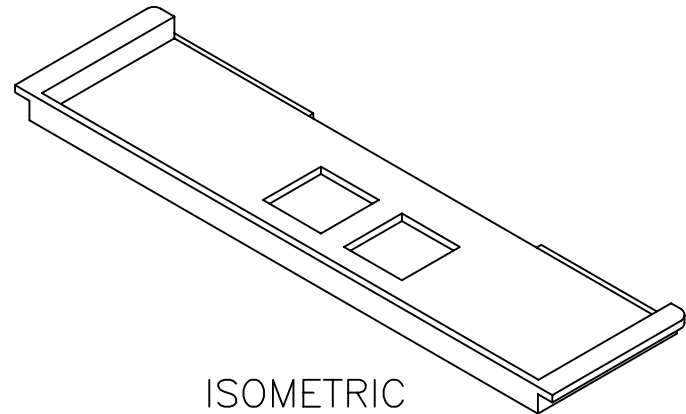
TOP VIEW



FRONT VIEW



RIGHT SIDE




ISOMETRIC

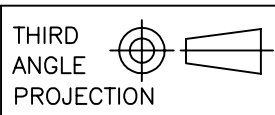
UNCONTROLLED COPY

UNLESS OTHERWISE SPECIFIED
DIMENSIONS ARE IN INCHES
TOLERANCES:
FRACTIONS $\pm 1/32"$
ANGLES $\pm 1/2"$
3 PLACE DECIMALS $\pm .005"$
2 PLACE DECIMALS $\pm .01"$

THIS DRAWING AND THE DESIGN SHOWN ARE THE
PROPERTY OF OPTICAL CABLE CORPORATION
AND MAY NOT BE USED AS THE BASIS FOR MANU-
FACTURE OR SALE WITHOUT SPECIFIC WRITTEN
PERMISSION OF OPTICAL CABLE CORPORATION.



5290 Concourse Drive
Roanoke, VA 24019
Phone: 800-622-7711
Fax: 540-265-0724
www.occfiber.com



THIRD ANGLE PROJECTION

CRITICAL DIMENSION CODE
 (F) = FUNCTION
 (M) = MATING
 (A) = AUDIT

MATERIAL
CATEGORY: THERMOPLASTIC
COLOR SPEC: SEE OCC
DRAWING #100004

FINISH
EXTERIOR: MT11010
FINE EDM
INTERIOR: SP1-D2
POLISH FINISH

DRAWN BY	D.A.HOLBERT	DATE	6/30/02
CHECKED BY	R.B.SMITH	DATE	7/8/02
ENGINEER	J.YANIK	DATE	6/30/02
APPROVED	H.JOHNSON	DATE	6/23/10
PREVIOUS DWG			
NEXT DWG			

DWG TITLE		MULTIMEDIA PLATE, UMJ X 2 MTG	
SIZE	DWG NO.	REV	
A	C101875	A	
SCALE	NONE	SHEET	1 OF 1
FILENAME	C101875A.DWG		