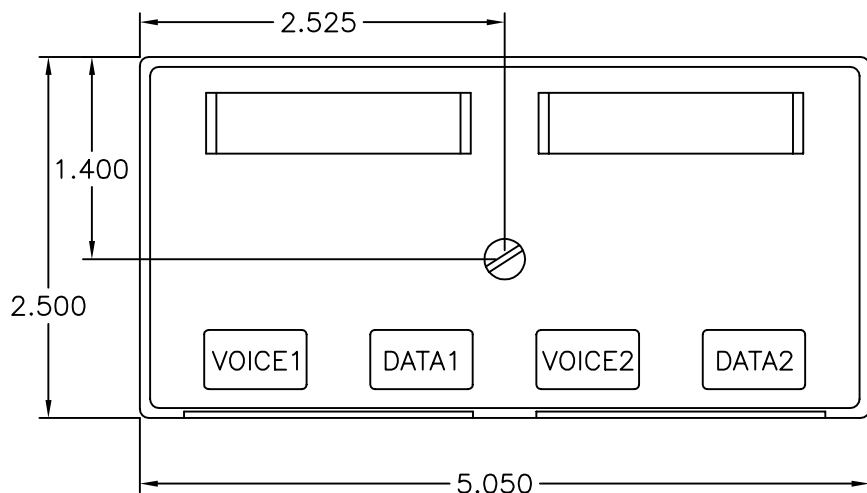
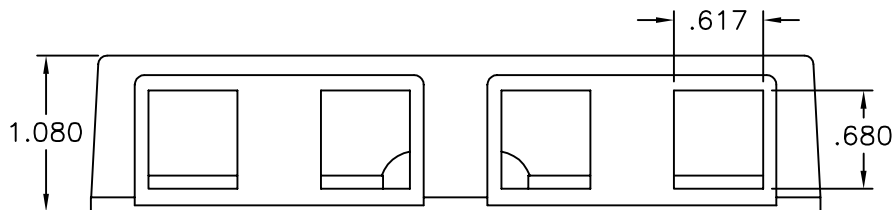


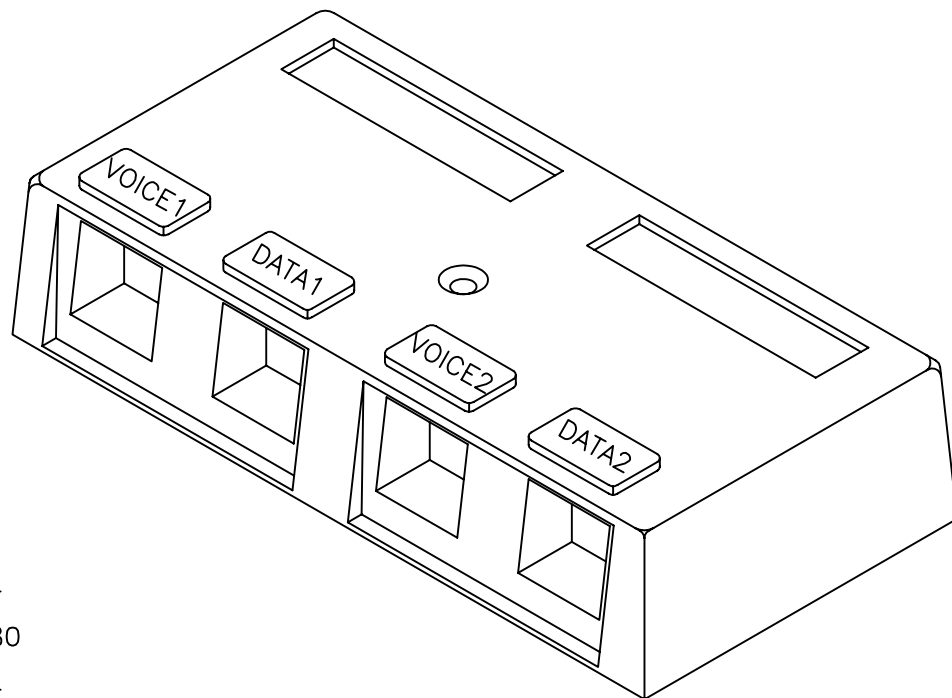
REVISIONS					
REV	SHT	DESCRIPTION	DATE	ECN	CHECKED
A	ALL	RELEASE NEW	7/30/01	NEW	RBS



TOP VIEW



FRONT VIEW




SME407	SURFACE MOUNT ENCL, 4 PORT, WHITE
SME406	SURFACE MOUNT ENCL, 4 PORT, GREY
SME402	SURFACE MOUNT ENCL, 4 PORT, BLACK
SME401	SURFACE MOUNT ENCL, 4 PORT, OFF. WHITE
SME400	SURFACE MOUNT ENCL, 4 PORT, ELEC. IVORY
OCC PART NO.	DESCRIPTION

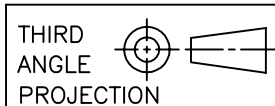
UNCONTROLLED COPY

UNLESS OTHERWISE SPECIFIED
DIMENSIONS ARE IN INCHES
TOLERANCES:
FRACTIONS $\pm 1/32$ "
ANGLES $\pm 1/2$ "
3 PLACE DECIMALS $\pm .005$ "
2 PLACE DECIMALS $\pm .01$ "

THIS DRAWING AND THE DESIGN SHOWN ARE THE
PROPERTY OF OPTICAL CABLE CORPORATION
AND MAY NOT BE USED AS THE BASIS FOR MANU-
FACTURE OR SALE WITHOUT SPECIFIC WRITTEN
PERMISSION OF OPTICAL CABLE CORPORATION.



5290 Concourse Drive
Roanoke, VA 24019
Phone: 800-622-7711
Fax: 540-265-0724
www.occfiber.com



MATERIAL
CATEGORY: THERMOPLASTIC
COLOR SPEC: SEE OCC
DRAWING #100004

DRAWN BY	D.A.HOLBERT	DATE	7/30/01
CHECKED BY	R.B.SMITH	DATE	12/15/01
ENGINEER	J.YANIK	DATE	7/30/01
APPROVED	H.JOHNSON	DATE	6/23/10
PREVIOUS DWG			
NEXT DWG			

DWG TITLE

SURFACE MOUNT BOX,
4 PORT, UMJ MTG

CRITICAL DIMENSION CODE

- (F) = FUNCTION
- (M) = MATING
- (A) = AUDIT

FINISH
EXTERIOR: MT1055-3
FINE EDM

SIZE
A

DWG NO.

C100900

REV
A

FILENAME

C100900A.DWG

SCALE

NONE

SHEET

1 OF 1