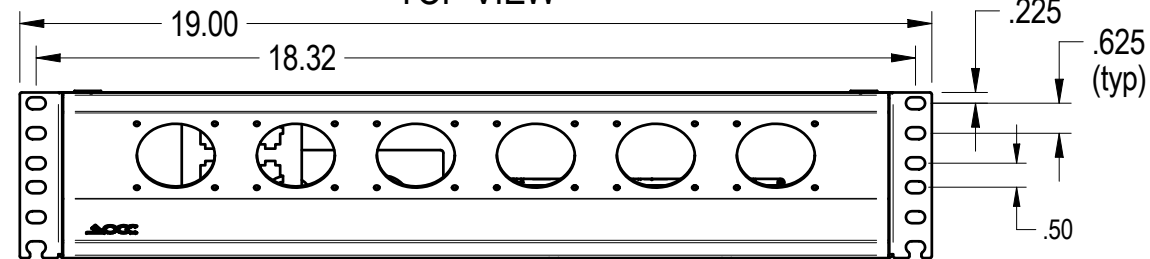
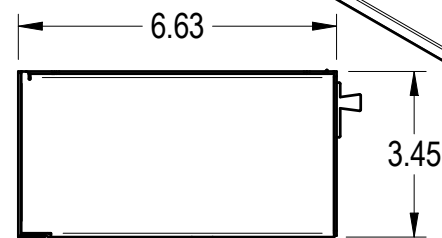


TOP VIEW



FRONT VIEW

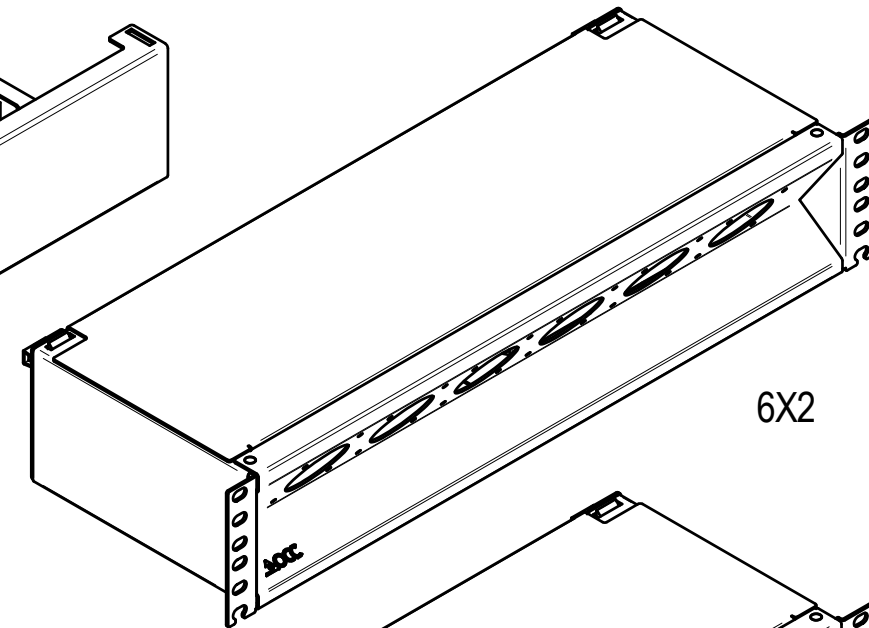


RIGHT SIDE

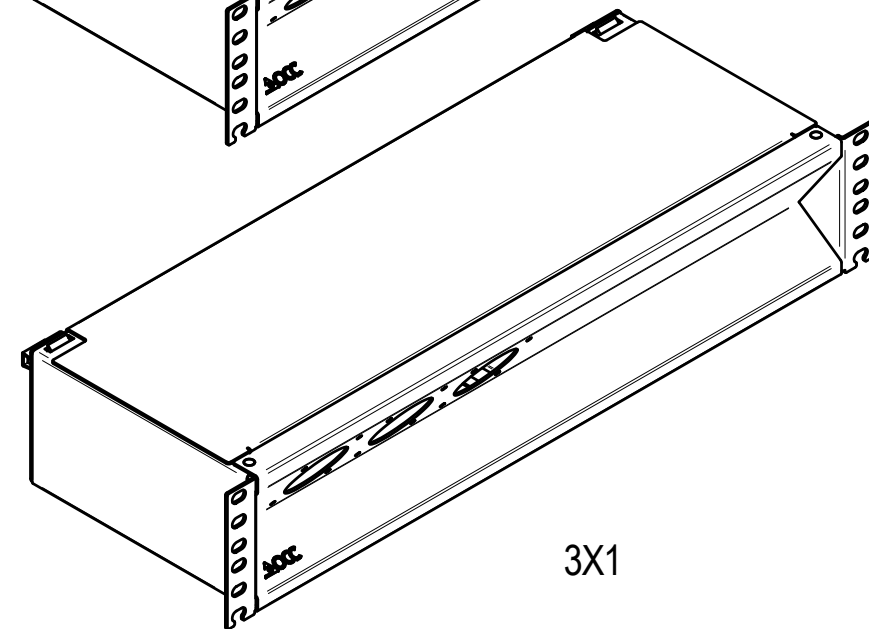
3X1, FIBER ADAPTER  
VERSION SHOWN  
COVER REMOVED

"OPTICAL CABLE CORPORATION (OCC)  
RESERVES THE RIGHT TO REVISE ANY  
AND ALL DESIGN SPECIFICATIONS."

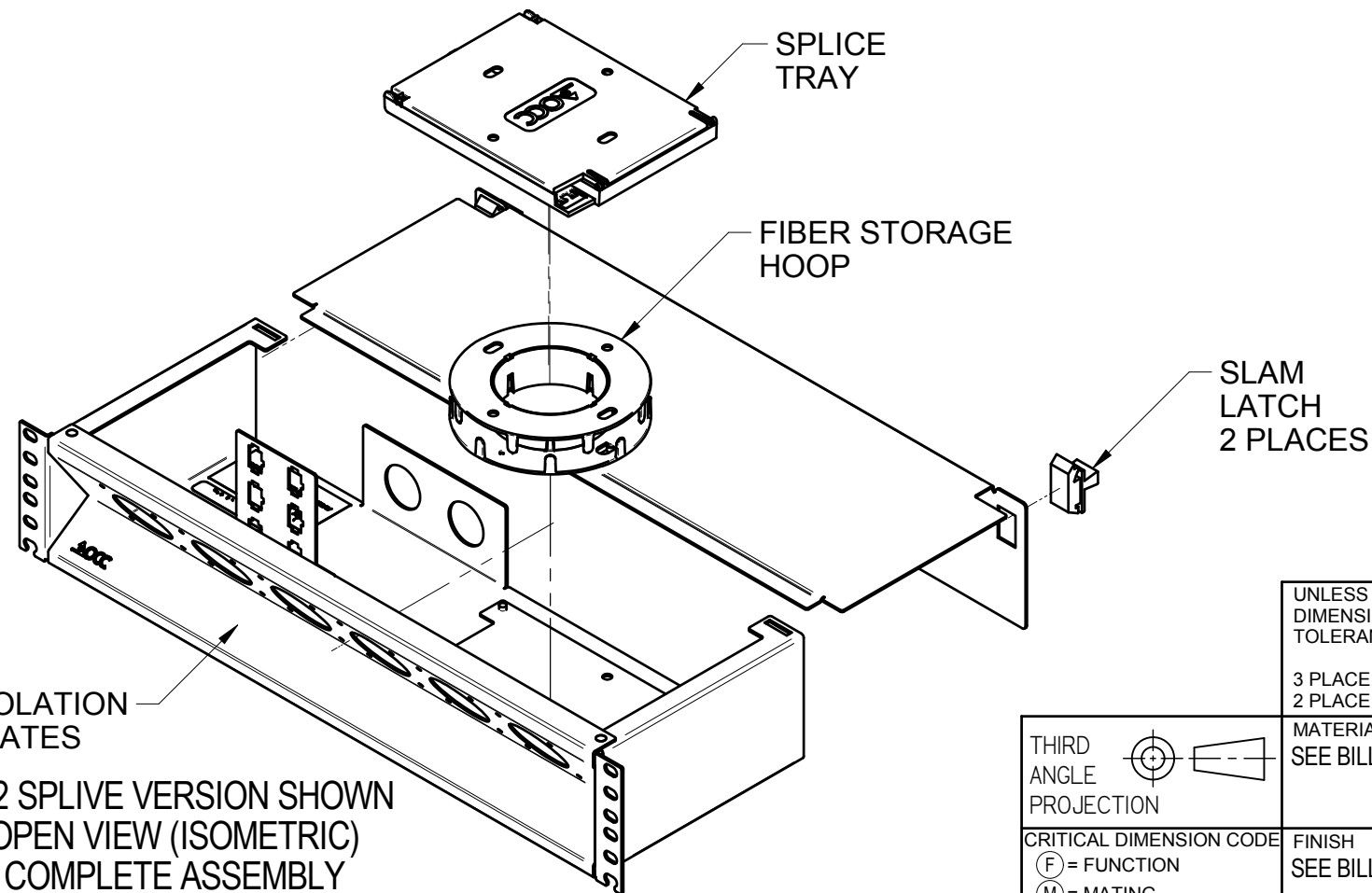
**UNCONTROLLED COPY**



6X2




3X1



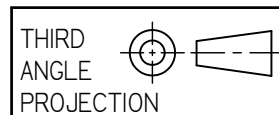
ISOLATION  
PLATES  
6X2 SPLIVE VERSION SHOWN  
OPEN VIEW (ISOMETRIC)  
COMPLETE ASSEMBLY  
SPLICE VERSION

UNLESS OTHERWISE SPECIFIED  
DIMENSIONS ARE IN INCHES.  
TOLERANCES: FRACTIONS  $\pm 1/32$ "  
ANGLES  $\pm 1/2^\circ$   
3 PLACE DECIMALS  $\pm .005$ "  
2 PLACE DECIMALS  $\pm .01$ "

THIS DRAWING AND THE DESIGN SHOWN ARE THE  
PROPERTY OF OPTICAL CABLE CORPORATION AND  
MAY NOT BE USED AS THE BASIS FOR MANUFACTURE  
OR SALE WITHOUT SPECIFIC WRITTEN PERMISSION  
OF OPTICAL CABLE CORPORATION.



33 Superior Way  
Swannanoa, NC 28778  
Phone: 828-298-2260  
Fax: 828-298-2487  
www.occfiber.com



THIRD  
ANGLE  
PROJECTION  
CRITICAL DIMENSION CODE  
(F) = FUNCTION  
(M) = MATING  
(A) = AUDIT

MATERIAL  
SEE BILL OF MATERIAL

FINISH  
SEE BILL OF MATERIAL

DRAWN	D.A.HOLBERT	DATE	11/07/16
CHECKED	J.HOWE	DATE	1/24/17
ENGINEER	J.YANIK	DATE	11/07/16
APPROVED	D.INGLE	DATE	1/24/17
PREVIOUS DWG			
NEXT DWG		FILENAME	C112648X1.dft

DWG TITLE			BREAKOUT ENCLOSURE, BROADCAST ASSY, 6 to 2 & 3 to 1	
SIZE	DWG NO.	REV		
B	C112648	X1		
SCALE:	NONE	SHEET	2 OF 2	