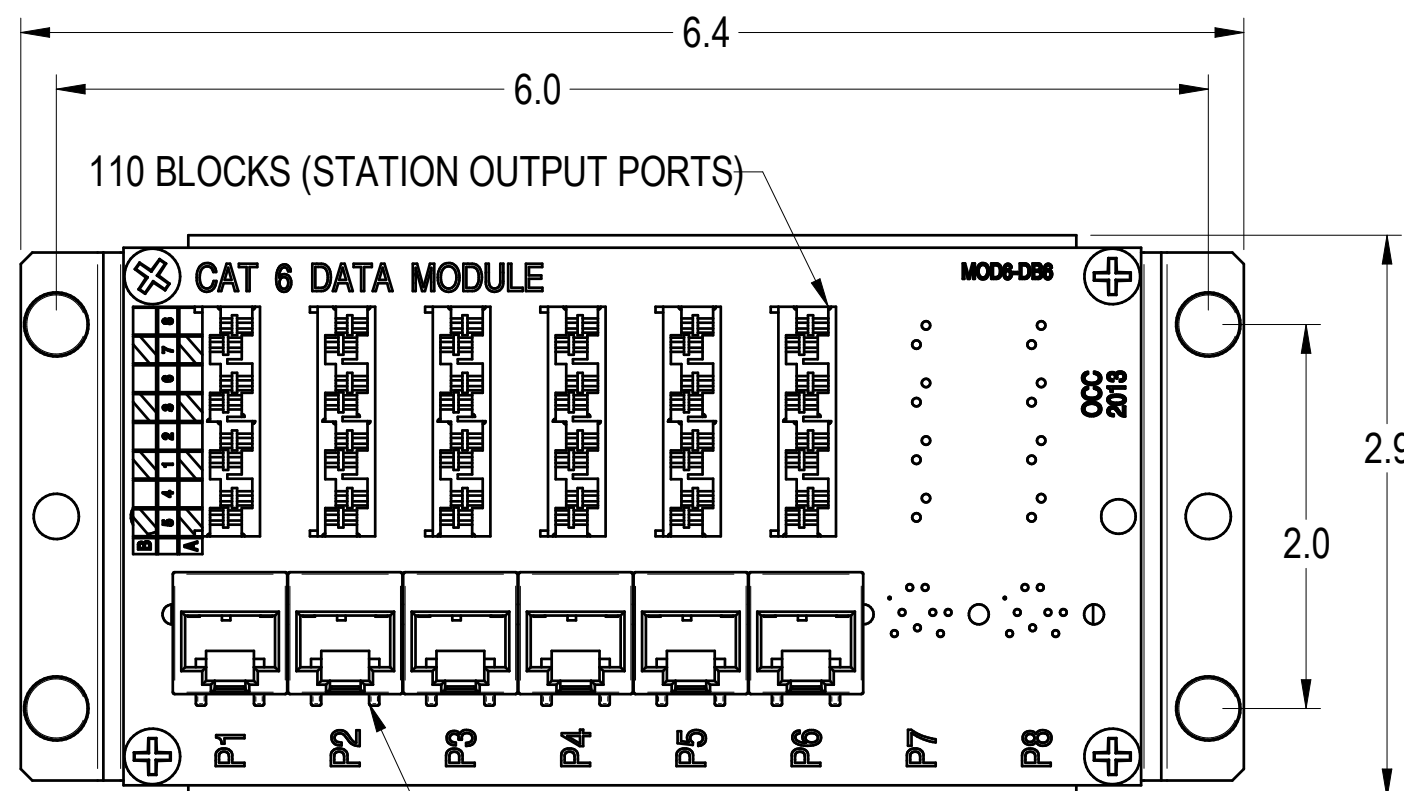


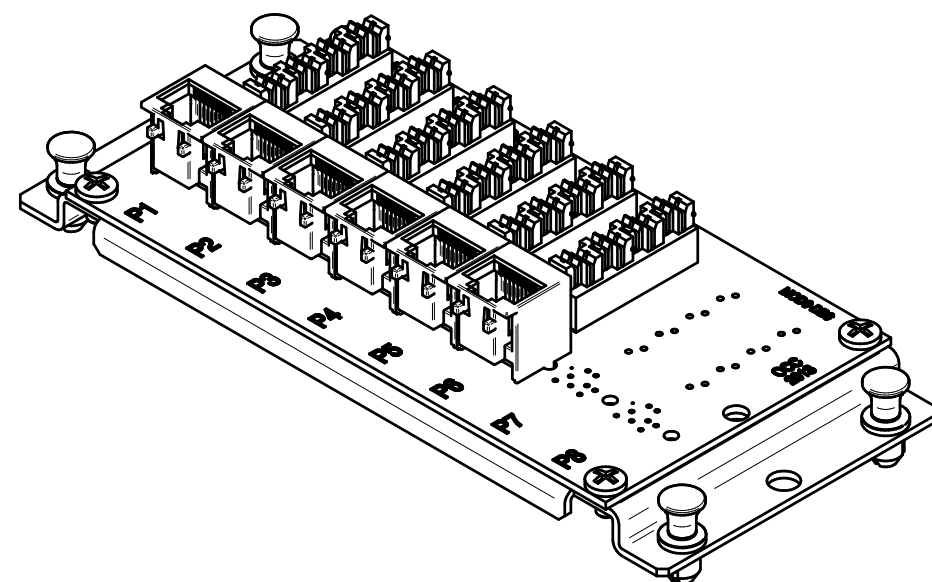
"OPTICAL CABLE CORPORATION (OCC)  
RESERVES THE RIGHT TO REVISE ANY  
AND ALL DESIGN SPECIFICATIONS."

**UNCONTROLLED COPY**



MODP6-DB6 SHOWN ABOVE

RJ45 MODULAR JACKS  
(TO NETWORK SWITCH)



MODP6-DB6 SHOWN ABOVE

## FEATURES AND BENEFITS

- 4-PAIR 110 IDC STATION PORTS
- RJ45 MODULAR JACK PATCHING PORTS
- AVAILABLE IN 4, 5, 6, 7, AND 8 PORT CONFIGURATIONS
- PUSH-PIN FASTENERS FOR QUICK AND EASY MOUNTING TO MSDE15P AND MSDE30P ENCLOSURES
- MEETS ANSI/TIA-568.2-D CATEGORY 6 PERFORMANCE SPECIFICATIONS

MODP6-DB8	CAT 6 DATA DISTRIBUTION MODULE, 8 PORT, MSDE
MODP6-DB7	CAT 6 DATA DISTRIBUTION MODULE, 7 PORT, MSDE
MODP6-DB6	CAT 6 DATA DISTRIBUTION MODULE, 6 PORT, MSDE
MODP6-DB5	CAT 6 DATA DISTRIBUTION MODULE, 5 PORT, MSDE
MODP6-DB4	CAT 6 DATA DISTRIBUTION MODULE, 4 PORT, MSDE
OCC PART NUMBER	DESCRIPTION

### UNCONTROLLED COPY

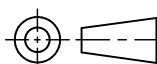
UNLESS OTHERWISE SPECIFIED  
DIMENSIONS ARE IN INCHES.  
TOLERANCES: FRACTIONS  $\pm 1/32"$   
ANGLES  $\pm 1/2^\circ$   
3 PLACE DECIMALS  $\pm .005"$   
2 PLACE DECIMALS  $\pm .01"$

THIS DRAWING AND THE DESIGN SHOWN ARE THE  
PROPERTY OF OPTICAL CABLE CORPORATION AND MAY  
NOT BE USED AS THE BASIS FOR MANUFACTURE OR  
SALE WITHOUT SPECIFIC WRITTEN PERMISSION OF  
OPTICAL CABLE CORPORATION.



5290 Concourse Drive  
Roanoke, VA 24019  
Phone: 800-622-7711  
Fax: 540-265-0724  
www.occfiber.com

THIRD ANGLE PROJECTION



CRITICAL DIMENSION CODE  
 (F) = FUNCTION  
 (M) = MATING  
 (A) = AUDIT

MATERIAL VARIOUS

FINISH

DRAWN	C. MILLER	DATE	1/28/19
CHECKED		DATE	
ENGINEER	C. MILLER	DATE	1/28/19
APPROVED	J. CALLOWAY	DATE	1/31/19
PREVIOUS DWG			
NEXT DWG		FILENAME	C113204A.dft

DWG TITLE		
CAT 6 DATA DISTRIBUTION MODULES, MSDE		
SIZE	DWG NO.	REV
B	C113204	A
SCALE:	NONE	SHEET 1 OF 1