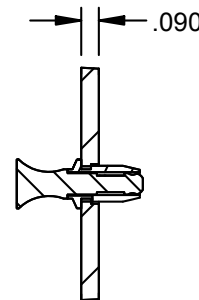
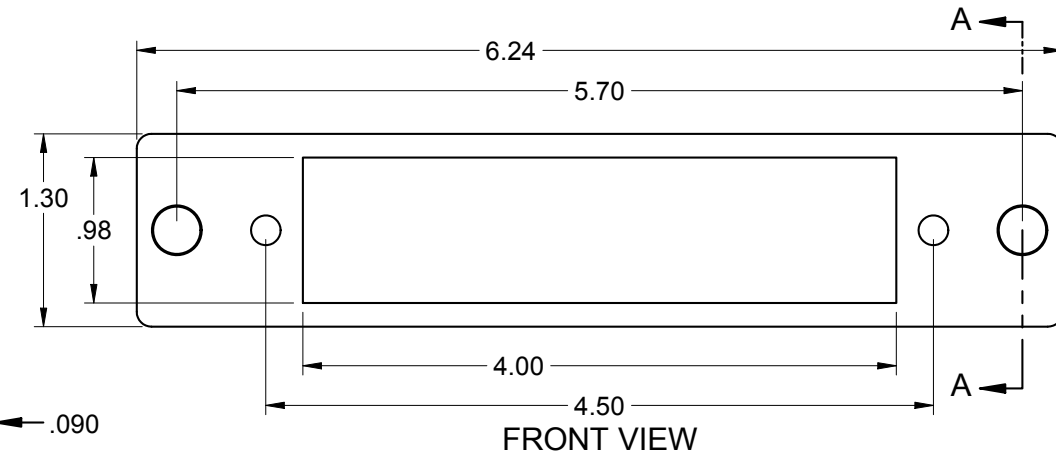
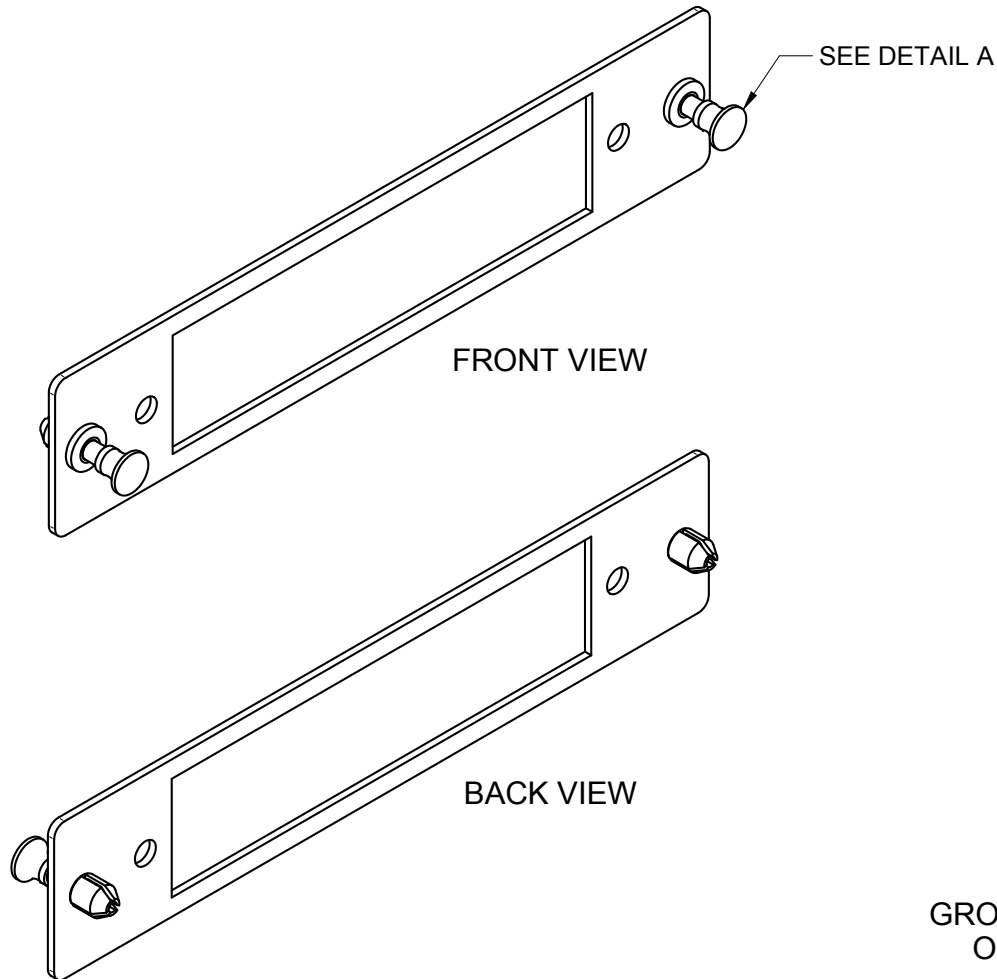


"OPTICAL CABLE CORPORATION (OCC)
RESERVES THE RIGHT TO REVISE ANY
AND ALL DESIGN SPECIFICATIONS."

UNCONTROLLED COPY



**DETAIL A
GROMMET/PLUNGER
ORIENTATION**

NOTES: UNLESS OTHERWISE SPECIFIED.

1. EACH ADAPTER PLATE IS SUPPLIED WITH COMPONENTS SHOWN.

FEATURES:

- ACCOMMODATES OCC 600 SERIES CASSETTES AND 600 SERIES ADAPTER PLATES.
- ENABLES OCC 600 SERIES CASSETTES/ADAPTER PLATES TO BE MOUNTED INTO CCH STYLE ENCLOSURES.

UNLESS OTHERWISE SPECIFIED
DIMENSIONS ARE IN INCHES.
TOLERANCES: FRACTIONS $\pm 1/32"$
ANGLES $\pm 1/2"$
3 PLACE DECIMALS $\pm .005"$
2 PLACE DECIMALS $\pm .01"$

THIRD ANGLE PROJECTION	
CRITICAL DIMENSION CODE	(F) = FUNCTION (M) = MATING (A) = AUDIT

MATERIAL	SEE BILL OF MATERIAL
FINISH	SEE NOTES

FCSC-CCH	ADAPTER PLATE ASSY, OCC to CCH, SPLICE CASSETTE
OCC PART NO.	DESCRIPTION
THIS DRAWING AND THE DESIGN SHOWN ARE THE PROPERTY OF OPTICAL CABLE CORPORATION AND MAY NOT BE USED AS THE BASIS FOR MANUFACTURE OR SALE WITHOUT SPECIFIC WRITTEN PERMISSION OF OPTICAL CABLE CORPORATION.	
DRAWN D.A.HOLBERT	DATE 9/8/20
CHECKED J.HOWE	DATE 9/16/20
ENGINEER J.YANIK	DATE 9/8/20
APPROVED J.CALLOWAY	DATE 2/25/21
PREVIOUS DWG	
NEXT DWG	FILENAME C113504A.dft
33 Superior Way Swannanoa, NC 28778 Phone: 828-298-2260 Fax: 828-298-2487 www.occfiber.com	
DWG TITLE ASSY, ADAPTER PLATE, OCC to CCH, SPLICE CASSETTE	
SIZE B	DWG NO. C113504
SCALE: 1:1	REV A
SHEET 1 OF 1	

PROPRIETARY AND CONFIDENTIAL