

SPECIFICATIONS

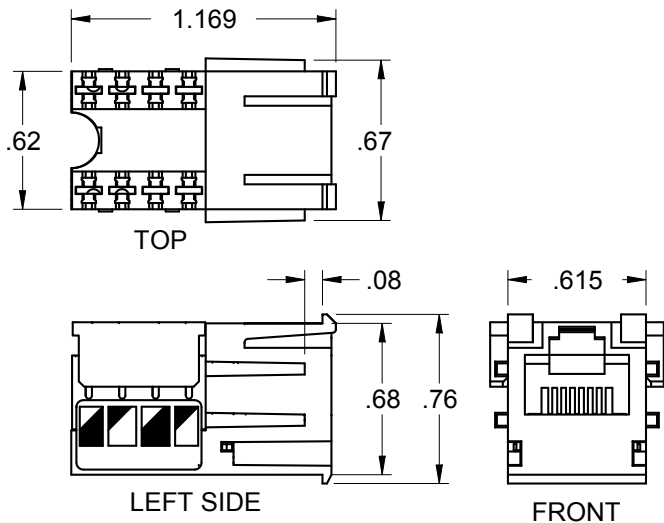
FEATURES/MATERIALS:

- PLASTIC HOUSING FLAME RETARDANT, UL 94 V-0
- 110 STYLE IDC CONNECTORS: 200 MICRO-INCH (MIN.) MATTE TIN OVER 50 MICRO-INCH (MIN.) NICKEL PLATED OVER BERYLLIUM COPPER ALLOY.
- IDC CONTACTS MEET DURABILITY REQUIREMENTS OF TIA 568 WITH 22-26 AWG SOLID CONDUCTORS.
- MAXIMUM INSULATION DIAMETER .045"
- CONTACTS: BERYLLIUM COPPER WITH A MINIMUM OF 50 MICRO-INCHES OF GOLD PLATING OVER NICKEL.
- SUPPORTS VOICE.
- SUPPORTS 10 BASE-T ETHERNET.

"XX" IN P/N DENOTES COLOR CODE:

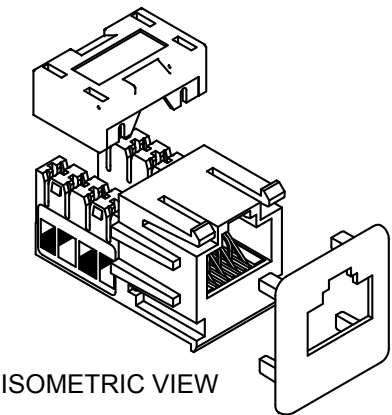
00 ELEC. IVORY	06 GRAY
01 OFFICE WHITE	07 WHITE
02 BLACK	08 ORANGE
03 RED	09 YELLOW
04 GREEN	10 PURPLE
05 BLUE	11 BROWN

RoHS COMPLIANT

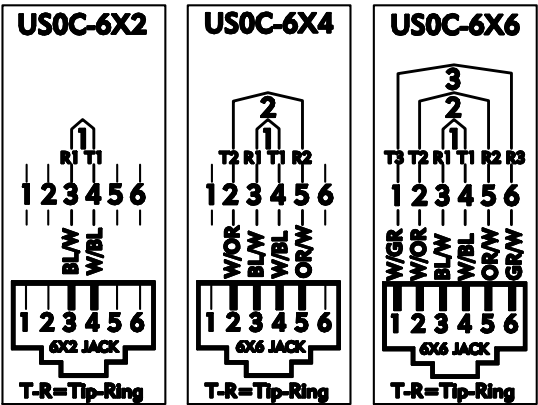


"OPTICAL CABLE CORPORATION (OCC) RESERVES THE RIGHT TO REVISE ANY AND ALL DESIGN SPECIFICATIONS."

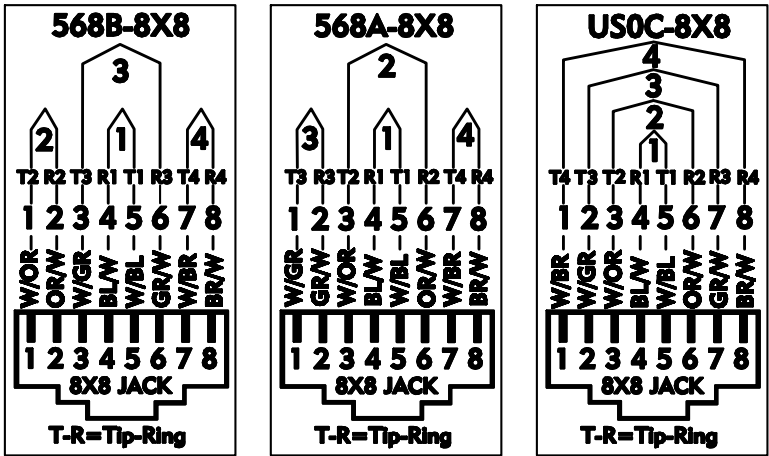
UNCONTROLLED COPY



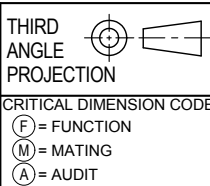
6 Position Modular Jack



8 Position Modular Jack



UMJL06UXXV	UMJ, CAT 3, LEADFRAME, USOC, 3PR, "COLOR", VOICE
UMJL06UXX	UMJ, CAT 3, LEADFRAME, USOC, 3PR, "COLOR"
UMJL08UXXV	UMJ, CAT 3, LEADFRAME, USOC, 4PR, "COLOR", VOICE
UMJL08UXX	UMJ, CAT 3, LEADFRAME, USOC, 4PR, "COLOR"
UMJL08A/BXXV	UMJ, CAT 3, LEADFRAME, UNIV, "COLOR", BEZEL, VOICE
UMJL08A/BXXD	UMJ, CAT 3, LEADFRAME, UNIV, "COLOR", BEZEL, DATA
UMJL08A/BXX	UMJ, CAT 3, LEADFRAME, UNIV, "COLOR", BEZEL
OCC PART NO.	DESCRIPTION



UNCONTROLLED COPY

UNLESS OTHERWISE SPECIFIED THIS DRAWING AND THE DESIGN SHOWN ARE THE PROPERTY OF OPTICAL CABLE CORPORATION AND MAY NOT BE USED AS THE BASIS FOR MANUFACTURE OR SALE WITHOUT SPECIFIC WRITTEN PERMISSION OF OPTICAL CABLE CORPORATION.	
DRAWN D.A.HOLBERT	DATE 7/30/01
CHECKED J.HOWE	DATE 11/15/01
ENGINEER J.YANIK	DATE 7/30/01
APPROVED CALLOWAY	DATE 3/5/20
PREVIOUS DWG	
NEXT DWG	FILENAME C102752J.dft



5290 Concourse Drive  
Roanoke, VA 24019  
Phone: 800-622-7711  
Fax: 540-265-0724  
www.occfiber.com

DWG TITLE		CUSTOMER DRAWING, JACK, UMJ, LEADFRAME, CATEGORY 3, VOICE GRADE	
SIZE	DWG NO.		REV
B	C102752		J
SCALE:	1.5:1	SHEET	1 OF 1