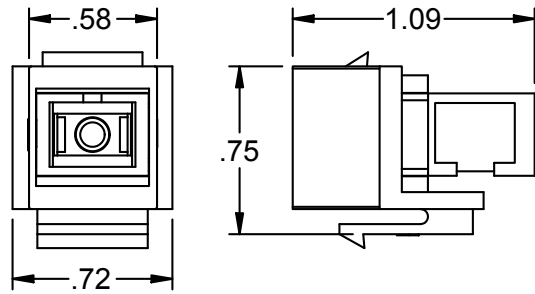
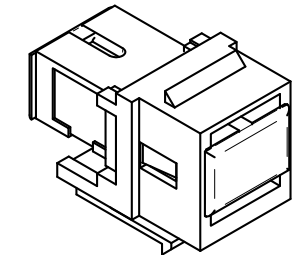


"OPTICAL CABLE CORPORATION (OCC)
RESERVES THE RIGHT TO REVISE ANY
AND ALL DESIGN SPECIFICATIONS."

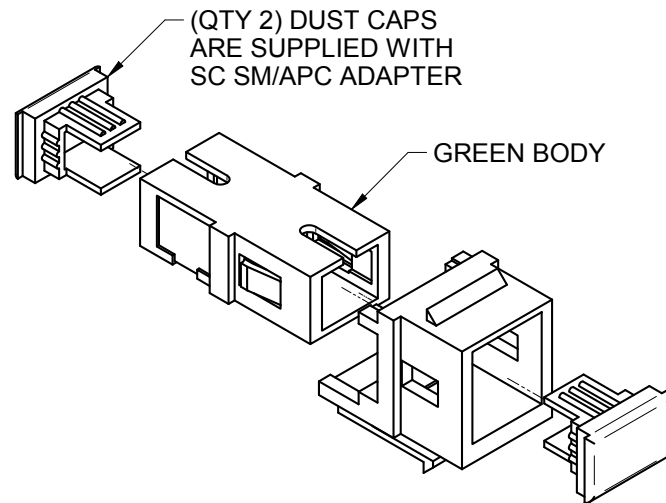
UNCONTROLLED COPY



ASSEMBLY VIEW



COMPLETED ASSEMBLY



ISOMETRIC (EXPLODED)

AKSCAPC12	ASSY, ADAPTER, SC, SM/APC, BRT WHT, COMMERCIAL
AKSCAPC11	ASSY, ADAPTER, SC, SM/APC, BROWN, COMMERCIAL
AKSCAPC10	ASSY, ADAPTER, SC, SM/APC, PURPLE, COMMERCIAL
AKSCAPC09	ASSY, ADAPTER, SC, SM/APC, YELLOW, COMMERCIAL
AKSCAPC08	ASSY, ADAPTER, SC, SM/APC, ORANGE, COMMERCIAL
AKSCAPC07	ASSY, ADAPTER, SC, SM/APC, WHITE, COMMERCIAL
AKSCAPC06	ASSY, ADAPTER, SC, SM/APC, GREY, COMMERCIAL
AKSCAPC05	ASSY, ADAPTER, SC, SM/APC, BLUE, COMMERCIAL
AKSCAPC04	ASSY, ADAPTER, SC, SM/APC, GREEN, COMMERCIAL
AKSCAPC03	ASSY, ADAPTER, SC, SM/APC, RED, COMMERCIAL
AKSCAPC02	ASSY, ADAPTER, SC, SM/APC, BLACK, COMMERCIAL
AKSCAPC01	ASSY, ADAPTER, SC, SM/APC, OFF. WHT, COMMERCIAL
AKSCAPC00	ASSY, ADAPTER, SC, SM/APC, E. IVORY, COMMERCIAL
OCC PART NO.	DESCRIPTION

NOTES: UNLESS OTHERWISE SPECIFIED.
1. EACH FIBER ADAPTER KIT IS SUPPLIED WITH COMPONENTS SHOWN.

THIRD ANGLE PROJECTION

CRITICAL DIMENSION CODE
 (F) = FUNCTION
 (M) = MATING
 (A) = AUDIT

UNCONTROLLED COPY	
UNLESS OTHERWISE SPECIFIED DIMENSIONS ARE IN INCHES. TOLERANCES: FRACTIONS ±1/32" ANGLES ±1/2° 3 PLACE DECIMALS ±.005" 2 PLACE DECIMALS ±.01"	THIS DRAWING AND THE DESIGN SHOWN ARE THE PROPERTY OF OPTICAL CABLE CORPORATION AND MAY NOT BE USED AS THE BASIS FOR MANUFACTURE OR SALE WITHOUT SPECIFIC WRITTEN PERMISSION OF OPTICAL CABLE CORPORATION.
MATERIAL SEE BILL OF MATERIAL	DRAWN D.A.HOLBERT DATE 6/26/14
FINISH SEE NOTES	CHECKED J.HOWE DATE 6/27/14
	ENGINEER J.YANIK DATE 6/26/14
	APPROVED J.CALLOWAY DATE 9/3/20
	PREVIOUS DWG
	NEXT DWG
	FILENAME C111925B.dft

<p>OPTICAL CABLE CORPORATION</p>	5290 Concourse Drive Roanoke, VA 24019 Phone: 800-622-7711 Fax: 540-265-0724 www.occfiber.com	
	DWG TITLE CUSTOMER DRAWING, ASSY, ADAPTER, SC, SM/APC, COMMERCIAL	
SIZE B	DWG NO. C111925	REV B
NEXT DWG	SCALE: NONE	SHEET 1 OF 1